



Annual Review 2024

Using ESI* to Progress Sustainability Transparency:
An insight into companies' and supply chains' ESG performance

(* ECoLibri Sustainability Index)

➤ ECoLibri Sustainability Index	page 3
➤ Introduction	page 4
➤ Highlights at a Glance	page 5
➤ Key Figures	page 6
➤ Executive Summary	page 7
➤ Focus on ESI	page 8
➤ Focus on SDG Strategy	page 10
➤ Focus on Implementation	page 12
➤ Focus on Measurement	page 13
➤ What needs to be improved	page 15
➤ Sector Key Insights	page 16
➤ Glossary of terms	page 31
➤ Appendix: ESI Company Ranking	page 32

Find the leading companies in the **Sector Key Insights**

➤ Adhesives	page 16
➤ Agri-Food	page 17
➤ Chemicals & Industrial Gas	page 18
➤ Energy	page 19
➤ Equipment OEM	page 20
➤ Equipment Parts & Services	page 21
➤ Forestry	page 22
➤ Industrial Tapes	page 23
➤ Inks	page 24
➤ Pallets	page 25
➤ Paper & Packaging	page 26
➤ Plastic & Films, Strapping	page 27
➤ Staffing & Security	page 28
➤ Transport	page 29
➤ Waste Recovery	page 30

ECoLibri Sustainability Index

It is a unique year-on-year 'Sustainability Transparency Tracker' that combines 3 core elements **(S.I.M.)** to present a measured evaluation of a company's public facing sustainability profile

- 1. Strategy :** Alignment to UNGC SDGs
Consensus with business sector peers
- 2. Implementation:** Sustainability best practices aligned with SDGs
Remote audit of public domain information
- 3. Measurement:** Performance data alignment with SDGs
Analysis of ESG performance

ABOUT THE REPORT

I am proud to welcome you to our fourth annual report, and highlights of our activities and progress toward addressing key ESG topics from January 1, 2024 to December 31, 2024.

Our purpose is to encourage and enhance sustainability transparency of 15 business sectors, 360 companies and 64000 sites.

To unlock the power of transparency and to become a reference in ranking the transparency of reports across supply chains, our report is organized into three quantitatively assessed sections: Strategy, Implementation and Measurement.

An optimum between simple, clear, comparable, and credible, is possible. ECoLibri has an answer in their proprietary ESI (see page 3).

Aligned with the recommendations of GRI, ESRS, TCFD, SASB, ECoLibri's guiding values are NICE: Neutrality, Independence, Competence and Experience.

FOUNDER STATEMENT

I am also proud to report that In 2024, ECoLibri was able to select 166 global companies based on their availability to provide sufficient information about the three main sections (S.I.M.), enabling their quantitative ESI rating evaluation and subsequently a ranking of the most transparent companies.

Besides the ranking, an important delivery of the report is the large number of specific, yet simple, recommendations for each company of each business sector in the supply chains.

I recommend also our pages 13, 14 "focus on measurement " and page 15 "what needs to be improved" to increase the transparency.

I am convinced that we demonstrate in the "Sector Key Insights" pages the support to cultivate your growth and your cost-effectiveness as well as being an inspiration for your communities, investors, certification bodies and a value to your supply chains.

ECoLibri welcomes feedback or any questions allied to this review.



Jean-Marc Baulier, Founder

Our NICE values

Neutrality
Independence
Competence
Experience

MISSION

We create transparency in sustainability reporting and utilize the Sustainable Development Goals for guidance

AMBITION

To become a reference in ranking the transparency of reports across company supply chains.

According to research, consumers are increasingly favouring brands that demonstrate environmental stewardship and social responsibility

The Institute of Sustainable Studies:

'Sustainability reporting acts as a transparent communication tool that showcases a company's commitment to sustainable practices. By publicly sharing their sustainability journeys, businesses can significantly boost their brand reputation, foster trust among stakeholders, and differentiate themselves in a crowded market.'

Our IMPACT

Target 4.7: Education for sustainable development

Target 17.H: Encourage effective partnerships



Highest ranked Sector

ENERGY
ESI Overall

Energy in 2023

FORESTRY
SDG-Strategy

Energy in 2023

PAPER PACKAGING
Implementation

Paper & Packaging in 2023

PAPER PACKAGING
Measurement

Paper & Packaging in 2023

Highest ranked Company

SCA
ESI Overall

SCA in 2023

ENGIE
SDG-Strategy

Mitsubishi Gas in 2023

HENKEL
Implementation

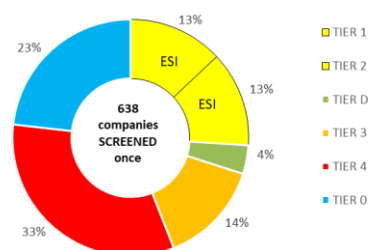
Henkel in 2023

SMURFIT KAPPA
(pre-Westrock)
Measurement

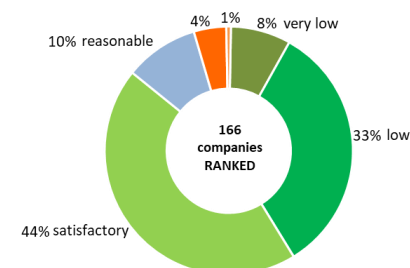
Smurfit Kappa in 2023

Company highlights

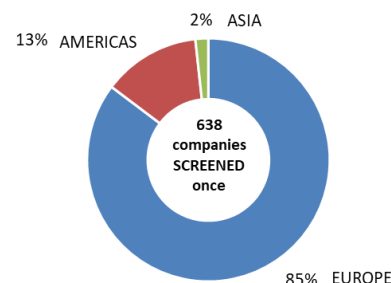
26% have enough information for an ESI



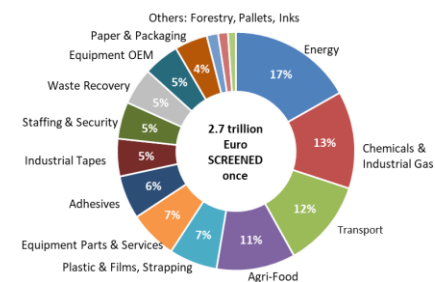
95% with very low to reasonable risks



Regional Distribution



Revenues per Sector



COMPANIES LISTED / SELECTED	COMPANIES RANKED / N° OF SITES	INDUSTRIAL & SERVICE SECTORS	ESG CRITERIA EVALUATED	ESG DATA COLLECTED
423 / 360	166 / 64000	15	68	16000+

OUTCOME IN	SDG STRATEGY (Target=60%)	IMPLEMENTATION (Target=70%)	MEASUREMENT (Target=77%)
2024	59%	65%	66%
2023	60%	62%	57%

Executive Summary

In the face of the dispiriting information of the adjacent panel, and today’s uncertain global landscape, ECoLibri remains steadfast in its belief that it offers support in enhancing transparency via its ESI modelling.

Simply addressing the improvements detailed in page 15 of this review would deliver a notable step forward for many companies.

ECoLibri’s Scope: 98% is Europe and the Americas. Some European companies are regional headquarters of American, Japanese, Chinese, Indian conglomerates. Just over half of the companies operate in satisfactory / reasonable risk areas, with only 41% in very low / low risk environments. Revenues of 2.7 trillion euros are covered across the 15 business sectors.

In 2024 ECoLibri structured the listed companies in a 6-tiered system, see page 8, whereby tiers 1 & 2 recognise those companies with the greater transparency and eligibility for ranking.

Our work to assess the transparency of sustainability reports starts with the SDG-Strategy. Many opportunities for improvement in the short term, to contribute to a better planet, concern the following sectors: Equipment OEM, Parts & Services, Inks, Pallets, Transport, Staffing & Security.

In addition, to strategically contribute to a better planet, the companies must be transparent in Implementation.

Sectors that must improve in 2025 their disclosure of Best Practices: Equipment OEM, Inks, Pallets, Transport, Staffing & Security, Waste Recovery.

Our third focus area is a critical quantifier: the Measurement relevant with SDGs and Best Practices.

Sectors that must improve their disclosure of metrics are Agri-Food, Inks, Pallets, Transport, Staffing & Security, Waste Recovery.

In 2025 ECoLibri will increase their targets for the S.I.M. elements of the ESI calculations following review and reflection of the leading companies best transparency practices.

Extract from the UNGC 2024 report ‘Progress towards the SDGs’

17%	On track or target met
18%	Moderate progress
30%	Marginal progress
18%	Stagnation
17%	Regression

This alarming slow progress is why the UN Global Compact launched Forward Faster, an initiative that aims to increase accountability and **transparency** calling for companies to **publicly declare** their commitments and highlight the actions they will undertake to meet the targets.

These disappointments are echoed by ECoLibri where, due to limited sustainability declarations, from 638 companies screened only 430 could be listed from whom only 166 were sufficiently transparent to facilitate an ESI measurement with only 19 of these attaining the ECoLibri target level.

ECoLibri determines the Energy sector to be that demonstrating the most transparency in its public declarations (Unchanged from 2023)

ECoLibri determines the Plastics, Films & Strapping sector to be that demonstrating the most improvement in its public declarations

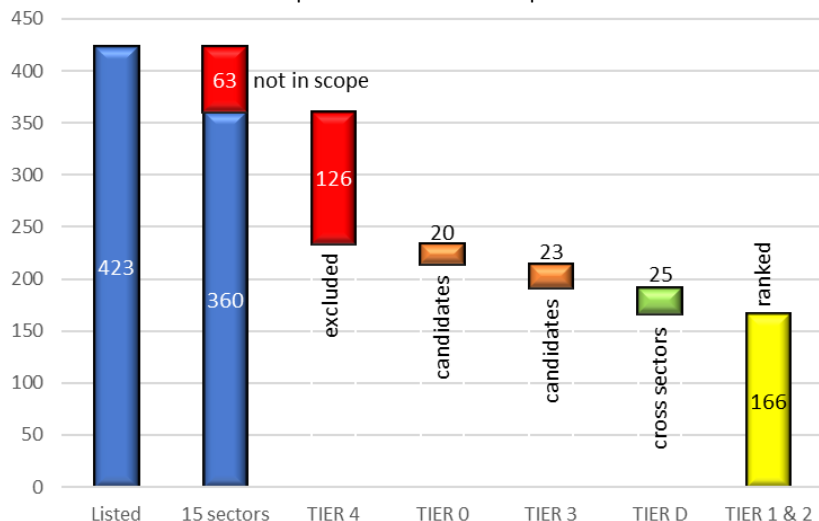
ECoLibri determines SCA to be the company that demonstrates the most transparency in its public declarations (Unchanged from 2023)

The ESI Company Ranking can be seen as an appendix to this report

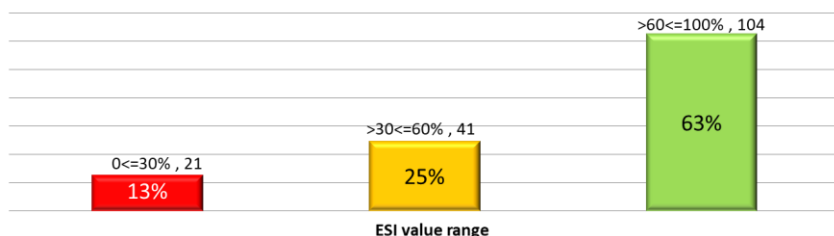
ESI Selection & Distribution

Focus on ESI

Cascade from the companies listed to the companies selected in the ESI



Distribution of the ESI



CASCADE FROM THE LIBRARY TO THE SELECTED COMPANIES

ECoLibri's Library contains 423 companies in 20 sectors. We have selected 15 of them, and their 360 companies delivering key materials, goods & services or commodities, excluding banking and Insurances.

TIER 4 companies (126) are excluded as they do not provide information on sustainability strategy, implementation or performance measurement in their website or in an annual report.

TIER 0 companies (20) are candidates for a future screening.

TIER 3 companies (23) are those with partial information on their SDGs (Strategy) and on their metrics (Measurement). We have not yet performed a scan of their Best Practices (Implementation).

TIER D companies (25) are those active in more than one of the selected 15 sectors.

TIER 1 and TIER 2 companies (166) have sufficient information in S.I.M. They enter the ECoLibri Sustainability Index (ESI) and the ranking table.

DISTRIBUTION OF THE ECOLIBRI SUSTAINABILITY INDEX (ESI)

At the end of 2024, 63% (104) of the selected companies within the 15 sectors have an ESI higher than 60%.

Another 25% (41) companies have an ESI between 30% and 60%. These companies are moderately transparent on all of their S.I.M. They require short-term improvements.

The rest of 13% (21) companies with an ESI lower than 30% are definitely not transparent on Implementation and on Measurement. They require immediate improvements.

Compared to 2023, the change is not significant.

ESI Ranking

Aligned with its mission statement ECoLibri believes that true transparency requires a company to publicly document their sustainability strategy, the operational practices to deliver this together with supporting ESG performance data (usually via a sustainability report).

Only one quarter of the companies researched by ECoLibri publish sufficient evidence to enable the ESI to be calculated!

There is an evident and urgent need for companies to improve their sustainability transparency which can be objectively quantified via the ESI.

As last year the spread within sectors remains of concern with every sector exhibiting a minimum of 50% variance in ESI, again reflecting the evident need for improvement even where the ESI is measurable.

The sector exhibiting the greatest annual improvement is Plastic & Films, Strapping with Industrial Tapes showing the greatest annual fall.

The top 3 ranked companies of those with an ESI in 2024 are:

1. SCA Container Board (Sector: Paper & Packaging)
2. Smurfit Kappa; pre-merger (Sector: Paper & Packaging)
3. Reno De Medici (Sector: Paper & Packaging)

Despite the top 3 all belonging to the same sector (Paper & Packaging) this sector has slipped to no. 2 in the sector rankings with the leader being Energy.

Within the ESI structure core elements of strategy, implementation and measurement (S.I.M) the percentage performance levels, by number of ranked companies (166), in 2024 are:

Strategy: **Good = 51%; Satisfactory = 48%; Poor = 1%**

Implementation: **Good = 28%; Satisfactory = 68%; Poor = 4%**

Measurement: **Good = 42%; Satisfactory = 37%; Poor = 21%**

See Key Insights per sector for details.

Focus on ESI

ESI Ranking

Sectors	2024	2023	Change
Adhesives	5	5	≡
Agri-Food	12	10	↓
Chemicals & Industrial Gas	6	8	↑
Energy	1	1	≡
Equipment OEM	9	6	↓
Equipment Parts & Services	7	7	≡
Forestry	2	3	↑
Industrial Tapes	8	4	↓
Inks	11	14	↑
Pallets	15	13	↓
Paper & Packaging	2	1	↓
Plastic & Films, Strapping	4	12	↑
Staffing & Security	13	10	↓
Transport	14	15	↑
Waste Recovery	10	9	↓

Sectors	Lowest ESI	Highest ESI	1=best
Adhesives	31%	100%	5
Agri-Food	13%	96%	10
Chemicals & Industrial Gas	25%	100%	7
Energy	25%	100%	7
Equipment OEM	1%	100%	15
Equipment Parts & Services	19%	100%	9
Forestry	49%	100%	1
Industrial Tapes	44%	99%	2
Inks	3%	87%	11
Pallets	4%	97%	13
Paper & Packaging	39%	100%	3
Plastic & Films, Strapping	2%	100%	14
Staffing & Security	26%	88%	4
Transport	2%	90%	12
Waste Recovery	23%	97%	6

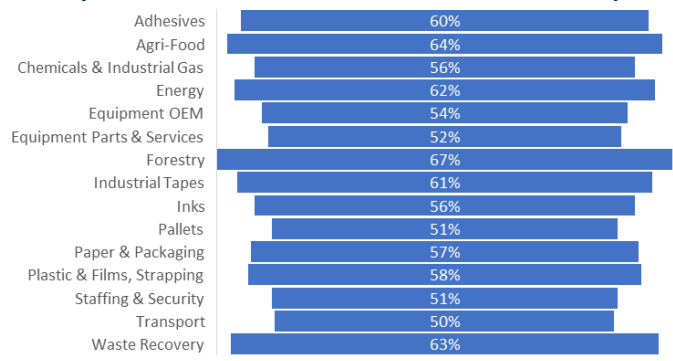
SDG Strategy Ranking

Focus on Strategy

Average:
59%

Target:
60%

SDG Strategy: Sector Consensus Rating



Comments

Whilst the overall average performance has slipped marginally to 59% (60% in 2023) the spread across sectors of 17 percentage points is encouraging. 6 sectors are at, or above, the EColibri target.

The 3 most selected SDGs (7,12,13) mirror those nominated by EColibri to be classified as 'Global'.

It is disappointing to note the low selection and zero movement of the 'Pathway' SDGs as EColibri firmly believes these to be the route forward for today's troubled world. The 'Planet' SDGs show some improvement but not at an expected rate to realise the UNGC goals.

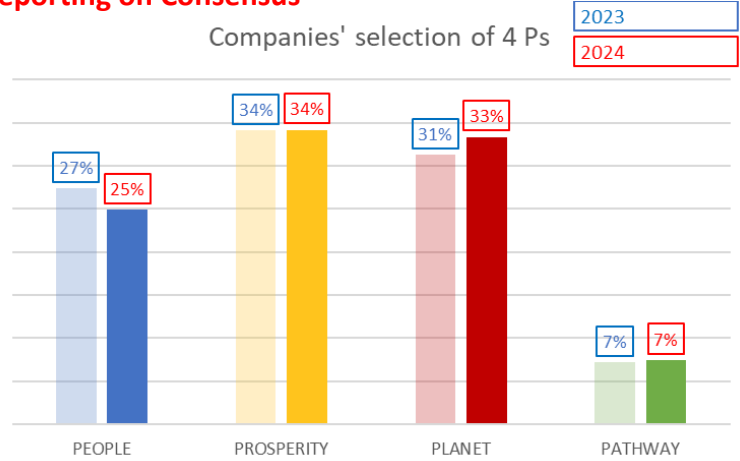
Highest performance sector is Forestry, up 2 places from 2023. Notable sector ranking improvements in 2024 are Waste Recovery, up 9 places, and Agri-Food, up 4 places.

Lowest performance sector is Transport, slipping 3 places from 2023. Notable sector ranking regressions in 2024 are Pallets, down 5 places, Adhesives, down 4 places, and Equipment OEM, down 4 places.

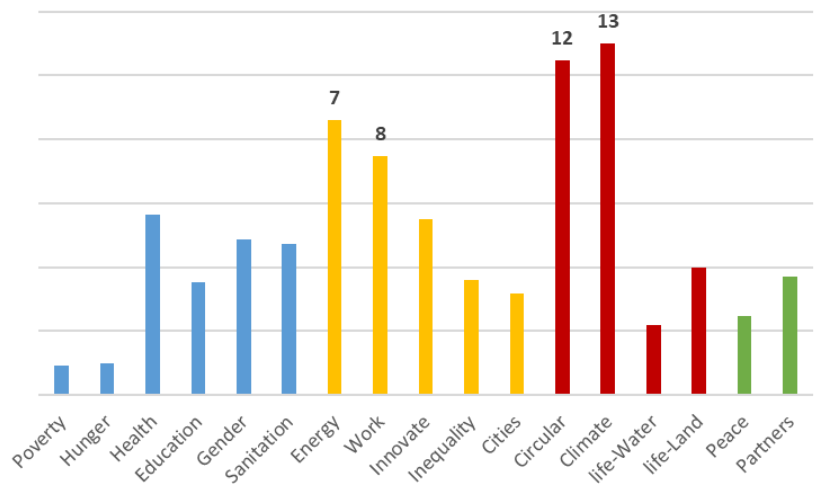
See Key Insights per sector for details.

Reporting on Consensus

Companies' selection of 4 Ps



Overall, the most selected SDGs are SDG13, SDG12, SDG7, SDG8



High Consensus over the 17 SDGs ?

Besides the three “global” SDGs, the sectors share a high consensus, to a large extent on SDG 8 (decent work), and to a limited extent on SDG 5 (gender equality) . A major disappointment is the lack of a high consensus on other PEOPLE and PATHWAY SDGs.

Where the companies share a high level of consensus, the supply chains have the most rapid and robust impact on ESG.

Low Consensus over the 17 SDGs ?

It is a concern that last year's reports confirm the trends of a low consensus in several ESG areas and ECoLibri's 4 Ps.

Almost unanimously on SDG 1 (poverty) and SDG 2 (hunger), to a very large extent on SDG 11 (cities), SDG 14 (life under water), SDG 16 (justice and peace), and to a large extent on SDG 4 (education), SDG 10 (inequalities) and again SDG 15 (life on land).

Where the companies do not share a consensus, the supply chains lack the opportunity to have a rapid and robust impact on ESG.

SDGs where CONSENSUS is "HIGH" at year end 2023

SDG shortnames >>>	Poverty	Hunger	Health	Education	Gender	Sanitation	Energy	Work	Innovate	Inequality	Cities	Circular	Climate	life-Water	life-Land	Peace	Partners
ECOLibri 4 Ps	PEOPLE						PROSPERITY					PLANET				PATHWAY	
Sector	sdg 1	sdg 2	sdg 3	sdg 4	sdg 5	sdg 6	sdg 7	sdg 8	sdg 9	sdg 10	sdg 11	sdg 12	sdg 13	sdg 14	sdg 15	sdg 16	sdg 17
Adhesives					high	high	Global	high				Global	Global		high		
Agri-Food		high			high	high	Global	high				Global	Global		high		
Chemicals & Industrial Gas			high				Global	high				Global	Global				
Energy					high		Global	high	high		high	Global	Global		high		
Equipment OEM							Global					Global	Global				
Equipment Parts & Services							Global	high				Global	Global				
Forestry					high		Global	high			high	Global	Global		high		
Industrial Tapes					high		Global	high				Global	Global				
Inks			high				Global	high				Global	Global				
Pallets							Global					Global	Global				
Paper & Packaging							Global	high				Global	Global		high		
Plastic & Films, Strapping							Global					Global	Global				
Staffing & Security				high	high		Global	high		high		Global	Global				
Transport							Global					Global	Global				
Waste Recovery			high				Global	high			high	Global	Global				

# SDG	PEOPLE	PROSPERITY	PLANET	PATHWAY
7.9	37%	55%	59%	27%
8.6	53%	44%	68%	25%
7.0	32%	46%	57%	25%
8.6	27%	69%	69%	36%
6.6	23%	43%	56%	39%
6.1	24%	49%	48%	13%
9.7	39%	65%	85%	33%
8.6	41%	54%	69%	35%
7.3	33%	43%	60%	33%
5.1	12%	39%	52%	18%
7.0	28%	45%	68%	16%
7.3	32%	45%	64%	28%
6.4	41%	51%	41%	41%
5.6	17%	39%	50%	33%
8.0	32%	65%	59%	21%

Legend highest lowest

SDGs where CONSENSUS is "LOW" at year end 2023

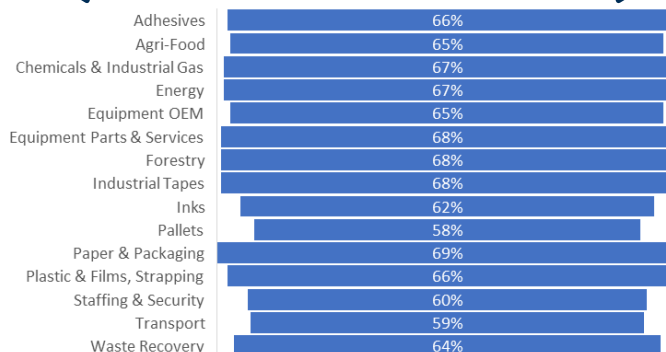
SDG shortnames >>>	Poverty	Hunger	Health	Education	Gender	Sanitation	Energy	Work	Innovate	Inequality	Cities	Circular	Climate	life-Water	life-Land	Peace	Partners
ECOLibri 4 Ps	PEOPLE						PROSPERITY					PLANET				PATHWAY	
Sector	sdg 1	sdg 2	sdg 3	sdg 4	sdg 5	sdg 6	sdg 7	sdg 8	sdg 9	sdg 10	sdg 11	sdg 12	sdg 13	sdg 14	sdg 15	sdg 16	sdg 17
Adhesives	low	low									low			low	low	low	
Agri-Food	low								low		low			low	low	low	low
Chemicals & Industrial Gas	low	low		low						low	low			low	low	low	low
Energy	low	low		low		low								low	low		
Equipment OEM	low	low		low		low				low	low			low	low		
Equipment Parts & Services	low	low		low		low				low	low			low	low	low	low
Forestry	low	low		low										low	low	low	low
Industrial Tapes	low	low								low						low	
Inks	low	low								low	low			low	low		
Pallets	low	low	low	low	low	low				low	low			low	low	low	low
Paper & Packaging	low	low		low						low	low			low	low	low	low
Plastic & Films, Strapping	low	low		low	low					low	low			low	low	low	low
Staffing & Security	low	low		low		low				low	low			low	low		
Transport	low	low	low	low	low	low			low	low	low			low	low	low	low
Waste Recovery	low	low		low					low	low	low			low	low	low	low

Implementation Ranking

Average:
65%

Target:
70%

Implementation: Sector Scan Rating



Comments

The overall average performance has improved to 65% (62% in 2023). The spread across sectors of 11 percentage points is encouraging and reflective of the highest scoring section of the scan being 'Improvement & Innovation'.

The downside is that no sector has achieved the EColibri target. This is somewhat driven by the lowest scoring sections of the scan being 'Quality System' and 'Performance Reporting' thereby reflective of a reluctance to publish quality policies and certifications and QSHE metrics.

Highest performance sector remains Paper & Packaging. Notable sector ranking improvements in 2024 are Equipment Parts & Services, up 6 places, and Plastic & Films, Strapping, up 4 places.

Lowest performance sector is Pallets, slipping 1 place from 2023. Notable sector ranking regressions in 2024 are Waste Recovery, down 6 places, and Staffing & Security, down 5 places.

See Key Insights per sector for details.

Focus on Implementation

	Legend		
SQS	Sustainable Quality System		
HHS	Hygiene, Health & Safety System		
SBC	Sustainable Business Continuity		
MSP	Manufacturing, Service & Procurement		
SII	Sustainable Improvement & Innovation		
SPR	Sustainable Performance Reporting		
ESD	Environment & Sustainable Development		

Sector	SQS average	HHS average	SBC average	MSP average	SII average	SPR average	ESD average
Adhesives	63%	68%	69%	69%	71%	65%	63%
Agri-Food	64%	64%	65%	70%	70%	58%	64%
Chemicals & Industrial Gas	66%	70%	72%	74%	74%	67%	67%
Energy	57%	69%	74%	65%	74%	66%	67%
Equipment OEM	67%	64%	71%	71%	72%	61%	62%
Equipment Parts & Services	63%	68%	72%	72%	74%	70%	63%
Forestry	65%	67%	71%	74%	75%	72%	65%
Industrial Tapes	64%	64%	69%	73%	72%	66%	69%
Inks	63%	62%	63%	63%	65%	51%	63%
Pallets	61%	58%	49%	67%	72%	34%	60%
Paper & Packaging	67%	70%	69%	73%	73%	68%	68%
Plastic & Films, Strapping	61%	63%	69%	73%	72%	63%	68%
Staffing & Security	56%	61%	69%	63%	68%	63%	57%
Transport	68%	66%	59%	68%	75%	49%	54%
Waste Recovery	60%	65%	64%	64%	75%	67%	65%

Legend highest lowest

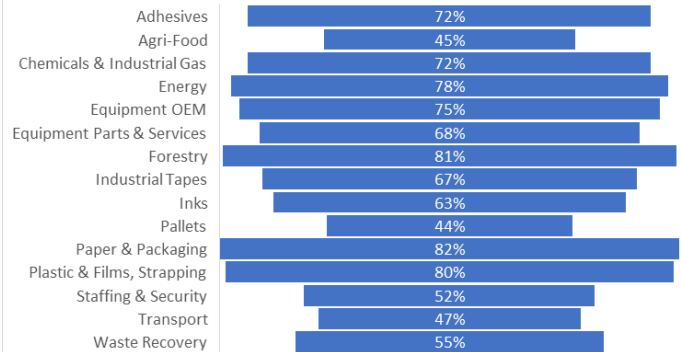
Measurement Ranking

Focus on Measurement

Average:
66%

Target:
77%

Measurement: Sector Fill Rate



Comments

Whilst the overall average performance has improved to 66% (57% in 2023), with 4 sectors exceeding target, the spread across sectors of 37 percentage points is disappointing and is mirrored in the wide spread of transparency in data reporting across individual companies within certain sectors.

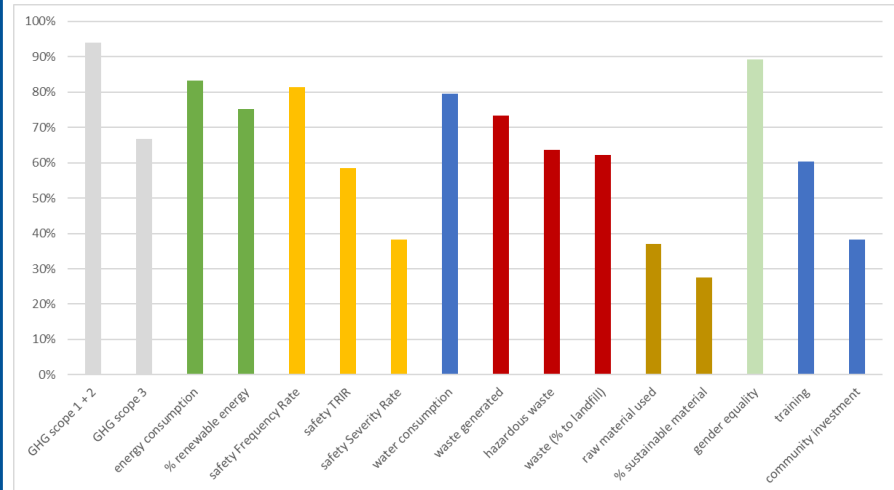
Reporting is notably lagging in certain safety (excepting frequency rate) and raw material metrics (key to supply chain sustainability). Waste and training metrics are those seen to be the most variably reported across the sectors.

Highest performance sector remains Paper & Packaging. Notable sector ranking improvements in 2024 are Plastic & Films, Strapping, up 8 places, and Inks, up 3 places.

Lowest performance sector is Pallets, slipping 1 place from 2023. Notable sector ranking regressions in 2024 are Industrial Tapes, down 4 places, and Staffing & Security, down 4 places.

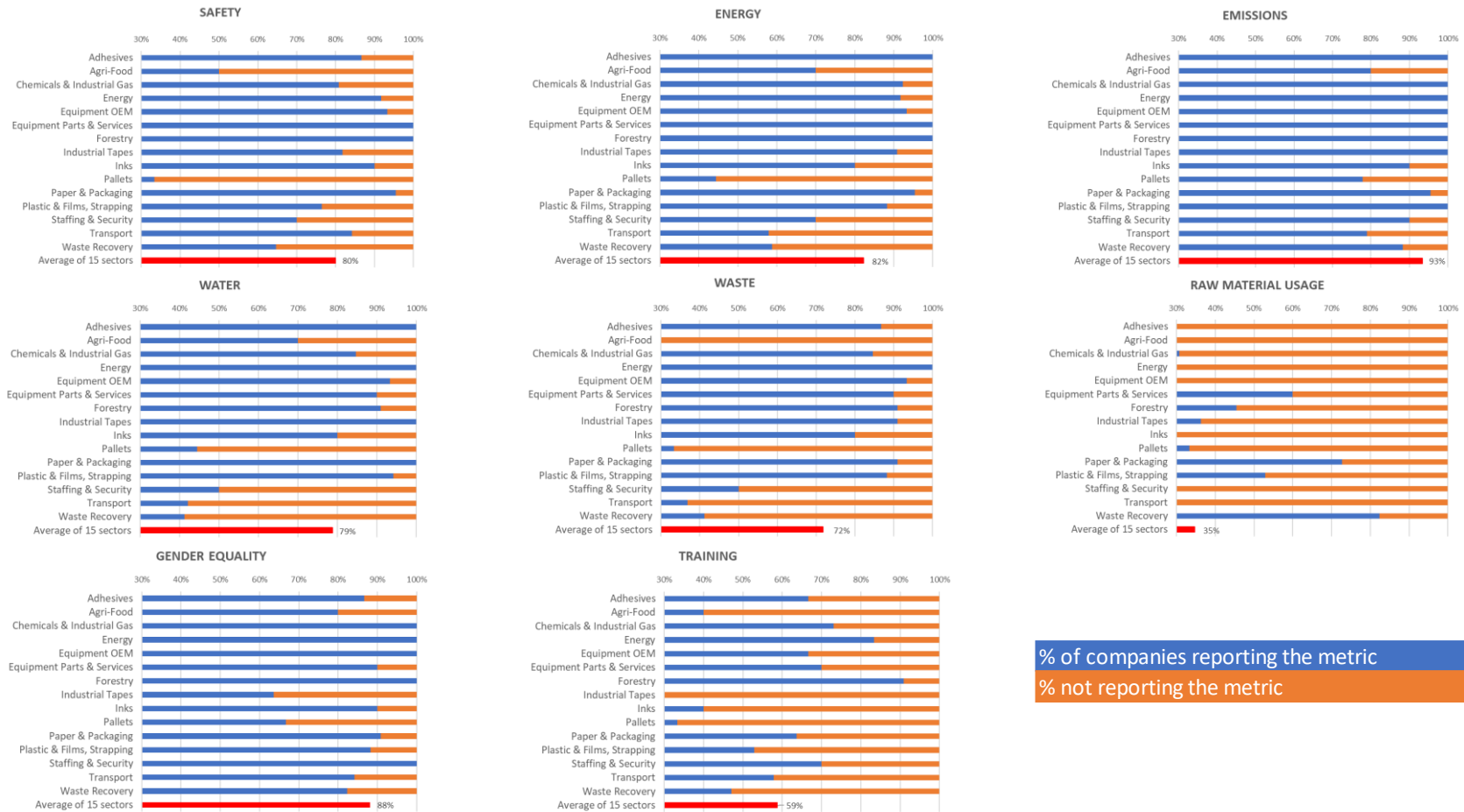
See Key Insights per sector for details.

Company Key Metrics - Annual Reporting Level



Sector Key Metrics- Reporting Level

Focus on Measurement



For each of 8 EColibri selected key ESG performance parameters the above represent the primary data inputs , being:
Safety Frequency Rate, energy consumption, emissions (scope 1 & 2), water consumption, waste generated, raw material input, gender ratio, annual training hours per employee. N.B.: Graphs start at 30% to emphasise the variances in the sector reporting levels

TO BE IMPROVED

S. (SDG Strategy)

- select SDGs to which one Contributes or Impacts
- select a S.M.A.R.T. number of SDGs (our target is 10)
- select at least the global SDGs: SDG7, SDG12, SDG13

I. (Implementation)

- disclose all management systems certificates
- provide all global policies directing the QHSE systems
- disclose the codes of conduct (business and suppliers)
- provide the amount of plastic reduced (supply chain)

M. (Measurement)

- business activity KPI (e.g. production- or service volume)
- sales trend in the key figures of the report
- number of females in the total workforce
- trend of the training hours per employee per year
- community social contributions and volunteering hours
- renewable energy as % of total energy
- raw material input and share of sustainable material input
- trends in a separate ESG databook (3 to 10 years)

TO BE AVOIDED

S. (SDG Strategy)

- supporting SDGs (can sound only intentional)
- selecting too many SDGs (becomes less credible)
- selecting only yearly SDGs (without long term commitment)

I. (Implementation)

- out of date certifications on the website
- not updating the website on all document publication dates
- not trending the training hours per employee per year
- not providing the name of the Sustainability Officer

M. (Measurement)

- not commonly accepted international unit of measures
- not disclosing hazardous waste (even if zero)
- not providing the share of sustainable material consumption
- discrepancies between reported data (in different places)
- editing only new historical data (when changes are made)

Sector Key Insights

Adhesives

The company ranking

The leader in transparency within this sector is ARKEMA, followed by HENKEL, 3M, DOW and DUPONT. The companies with the highest potential ESI improvement are QUILOSA-SELENA, JOWAT, H.B.FULLER.

The sector transparency level

We rank transparency quantifiably within 15 sectors along the selection of the SDGs to which the companies contribute or impact, the implementation of Best Practices, the relevance of the shared Metrics recommended by ECoLibri for the better of the planet. The sector ranks 6/7/6 (last year: 2/8/5).

What goes well ... and not so well

The companies select on average 9 SDGs (our target is 10); they share a higher consensus than the target (68%, target 60%). Besides the "Global" SDG 7, SDG 12 and SDG 13, the companies tend to prioritize SDG 8. They also reach a moderate consensus on People (SDG 3, SDG 4, SDG 5, SDG 6), Prosperity (SDG 9, SDG 10, SDG 11) and Pathway (SDG 17). Over our unique 7 section-scan, they share an acceptable amount of best practices (score 66%, target 70%), although we signal weaknesses in quality-, metrics- and environmental systems. The average fill rate of the ECoLibri-Performance Data Reporting is close to our target (score 72%, target 77%).

The reporting level within the sector

Many companies in our selection (85%+) report, to varying levels of detail, data on safety, energy, emissions, water, waste. Only 67% of them disclose data on training and 27% on raw material input. On average, 30% of the workforce are women.

SDG KEY	
1	No Poverty
2	Zero Hunger
3	Good Health and Well-Being
4	Quality Education
5	Gender Equality
6	Clean Water and Sanitation
7	Affordable and Clean Energy
8	Decent Work and Economic Growth
9	Industry, Innovation and Infrastructure
10	Reduced Inequalities
11	Sustainable Cities and Communities
12	Responsible Consumption and Production
13	Climate Action
14	Life Below Water
15	Life On Land
16	Peace, Justice and Strong Institutions
17	Partnerships for the Goals

Strategy Ranking

Sectors	2024	2023	Change
Adhesives	6	2	↓
Agri-Food	2	6	↑
Chemicals & Industrial Gas	9	11	↑
Energy	4	1	↓
Equipment OEM	11	7	↓
Equipment Parts & Services	12	14	↑
Forestry	1	3	↑
Industrial Tapes	5	3	↓
Inks	10	8	↓
Pallets	13	8	↓
Paper & Packaging	8	5	↓
Plastic & Films, Strapping	7	10	↑
Staffing & Security	14	14	=
Transport	15	12	↓
Waste Recovery	3	12	↑

Implementation Ranking

Sectors	2024	2023	Change
Adhesives	7	8	↑
Agri-Food	9	5	↓
Chemicals & Industrial Gas	5	7	↑
Energy	6	2	↓
Equipment OEM	10	8	↓
Equipment Parts & Services	2	8	↑
Forestry	3	4	↑
Industrial Tapes	4	2	↓
Inks	12	12	=
Pallets	15	14	↓
Paper & Packaging	1	1	=
Plastic & Films, Strapping	8	12	↑
Staffing & Security	13	8	↓
Transport	14	14	=
Waste Recovery	11	5	↓

Measurement Ranking

Sectors	2024	2023	Change
Adhesives	6	5	↓
Agri-Food	14	12	↓
Chemicals & Industrial Gas	7	9	↑
Energy	4	3	↓
Equipment OEM	5	4	↓
Equipment Parts & Services	8	7	↓
Forestry	2	2	=
Industrial Tapes	9	5	↓
Inks	10	13	↑
Pallets	15	14	↓
Paper & Packaging	1	1	=
Plastic & Films, Strapping	3	11	↑
Staffing & Security	12	8	↓
Transport	13	15	↑
Waste Recovery	11	9	↓

Sector Key Insights

Agri-food

The company ranking

The leader in transparency within this sector is ROQUETTE, followed by AGRANA and ADM in the top3 of the sector. The companies with the highest potential ESI improvement are TATE & LYLE, LYCKEBY, CRESPEL & DEITERS, SEDAMYL.

The sector transparency level

We rank transparency quantifiably within 15 sectors along the selection of the SDGs to which the companies contribute or impact, the implementation of Best Practices, the relevance of the shared Metrics recommended by ECoLibri for the better of the planet. The sector ranks 2/9/14 (last year: 6/5/12).

What goes well ... and not so well

The companies select on average 9 SDGs (our target is 10); they share a higher consensus than the target (64%, target 60%). Besides the "Global" SDG 7, SDG 12 and SDG 13, the companies tend to prioritize SDG 2, SDG 5, SDG 6, SDG 8, SDG 15. They also reach a moderate consensus on People (SDG 3, SDG 4) and on Prosperity (SDG 10). Over our unique 7 section-scan, they share an acceptable amount of best practices (score 65%, target 70%), although we signal weaknesses in quality-, safety-, metrics- and environmental systems. The average fill rate of the ECoLibri Performance Data Reporting is unacceptable (score 45%, target 77%).

The reporting level within the sector

Many companies in our selection (70%+) report, to varying levels of detail, data on energy, emissions, and water. Only 50% of them disclose data on safety, 40% on training and 20% on waste and raw material input. On average, 31% of the workforce are women.

SDG KEY	
1	No Poverty
2	Zero Hunger
3	Good Health and Well-Being
4	Quality Education
5	Gender Equality
6	Clean Water and Sanitation
7	Affordable and Clean Energy
8	Decent Work and Economic Growth
9	Industry, Innovation and Infrastructure
10	Reduced Inequalities
11	Sustainable Cities and Communities
12	Responsible Consumption and Production
13	Climate Action
14	Life Below Water
15	Life On Land
16	Peace, Justice and Strong Institutions
17	Partnerships for the Goals

Strategy Ranking

Sectors	2024	2023	Change
Adhesives	6	2	↓
Agri-Food	2	6	↑
Chemicals & Industrial Gas	9	11	↑
Energy	4	1	↓
Equipment OEM	11	7	↓
Equipment Parts & Services	12	14	↑
Forestry	1	3	↑
Industrial Tapes	5	3	↓
Inks	10	8	↓
Pallets	13	8	↓
Paper & Packaging	8	5	↓
Plastic & Films, Strapping	7	10	↑
Staffing & Security	14	14	=
Transport	15	12	↓
Waste Recovery	3	12	↑

Implementation Ranking

Sectors	2024	2023	Change
Adhesives	7	8	↑
Agri-Food	9	5	↓
Chemicals & Industrial Gas	5	7	↑
Energy	6	2	↓
Equipment OEM	10	8	↓
Equipment Parts & Services	2	8	↑
Forestry	3	4	↑
Industrial Tapes	4	2	↓
Inks	12	12	=
Pallets	15	14	↓
Paper & Packaging	1	1	=
Plastic & Films, Strapping	8	12	↑
Staffing & Security	13	8	↓
Transport	14	14	=
Waste Recovery	11	5	↓

Measurement Ranking

Sectors	2024	2023	Change
Adhesives	6	5	↓
Agri-Food	14	12	↓
Chemicals & Industrial Gas	7	9	↑
Energy	4	3	↓
Equipment OEM	5	4	↓
Equipment Parts & Services	8	7	↓
Forestry	2	2	=
Industrial Tapes	9	5	↓
Inks	10	13	↑
Pallets	15	14	↓
Paper & Packaging	1	1	=
Plastic & Films, Strapping	3	11	↑
Staffing & Security	12	8	↓
Transport	13	15	↑
Waste Recovery	11	9	↓

Sector Key Insights

Chemicals & Industrial Gas

The company ranking

The leader in transparency within this sector is NOURYON, followed by SABIC, KURITA and KAO.
The companies with the highest potential ESI improvement are BRENNTAG, ECOLAB, RENTOKIL.

The sector transparency level

We rank transparency quantifiably within 15 sectors along the selection of the SDGs to which the companies contribute or impact, the implementation of Best Practices, the relevance of the shared Metrics recommended by ECoLibri for the better of the planet.
The sector ranks 9/5/7 (last year: 11/7/9).

What goes well ... and not so well

The companies select on average 8 SDGs (our target is 10); they share a consensus on target (60%, target 60%).
Besides the "Global" SDG 7, SDG 12 and SDG 13, the companies tend to prioritize SDG 3 and SDG 8.
They also reach a moderate consensus on People (SDG 5, SDG 6) and on Prosperity (SDG 9).
Over our unique 7 section-scan, they share an amount of best practices close to target (score 69%, target 70%), although we signal weaknesses in quality-, metrics- and environmental systems.
The average fill rate of the ECoLibri-Performance Data Reporting is close to our target (score 72%, target 77%).

The reporting level within the sector

Many companies in our selection (80%+) report, to varying levels of detail, data on safety, energy, emissions, water and waste.
Only 73% of them disclose data on training and 31% on their raw material input.
On average, 25% of the workforce are women.

SDG KEY	
1	No Poverty
2	Zero Hunger
3	Good Health and Well-Being
4	Quality Education
5	Gender Equality
6	Clean Water and Sanitation
7	Affordable and Clean Energy
8	Decent Work and Economic Growth
9	Industry, Innovation and Infrastructure
10	Reduced Inequalities
11	Sustainable Cities and Communities
12	Responsible Consumption and Production
13	Climate Action
14	Life Below Water
15	Life On Land
16	Peace, Justice and Strong Institutions
17	Partnerships for the Goals

Strategy Ranking

Sectors	2024	2023	Change
Adhesives	6	2	↓
Agri-Food	2	6	↑
Chemicals & Industrial Gas	9	11	↑
Energy	4	1	↓
Equipment OEM	11	7	↓
Equipment Parts & Services	12	14	↑
Forestry	1	3	↑
Industrial Tapes	5	3	↓
Inks	10	8	↓
Pallets	13	8	↓
Paper & Packaging	8	5	↓
Plastic & Films, Strapping	7	10	↑
Staffing & Security	14	14	=
Transport	15	12	↓
Waste Recovery	3	12	↑

Implementation Ranking

Sectors	2024	2023	Change
Adhesives	7	8	↑
Agri-Food	9	5	↓
Chemicals & Industrial Gas	5	7	↑
Energy	6	2	↓
Equipment OEM	10	8	↓
Equipment Parts & Services	2	8	↑
Forestry	3	4	↑
Industrial Tapes	4	2	↓
Inks	12	12	=
Pallets	15	14	↓
Paper & Packaging	1	1	=
Plastic & Films, Strapping	8	12	↑
Staffing & Security	13	8	↓
Transport	14	14	=
Waste Recovery	11	5	↓

Measurement Ranking

Sectors	2024	2023	Change
Adhesives	6	5	↓
Agri-Food	14	12	↓
Chemicals & Industrial Gas	7	9	↑
Energy	4	3	↓
Equipment OEM	5	4	↓
Equipment Parts & Services	8	7	↓
Forestry	2	2	=
Industrial Tapes	9	5	↓
Inks	10	13	↑
Pallets	15	14	↓
Paper & Packaging	1	1	=
Plastic & Films, Strapping	3	11	↑
Staffing & Security	12	8	↓
Transport	13	15	↑
Waste Recovery	11	9	↓

Sector Key Insights

Energy

The company ranking

The leader in transparency within this sector is VATTENFALL, followed by EDISON ENERGIA, E.ON, EDF and ENGIE. The companies with the highest potential ESI improvement are REPSOL, STATKRAFT and RWE-ESSENT.

The sector transparency level

We rank transparency quantifiably within 15 sectors along the selection of the SDGs to which the companies contribute or impact, the implementation of Best Practices, the relevance of the shared Metrics recommended by ECoLibri for the better of the planet. The sector ranks 4/6/4 (last year: 1/2/3).

What goes well ... and not so well

The companies select on average 10 SDGs (our target is 10); they share a higher consensus than the target (69%, target 60%). Besides the "Global" SDG 7, SDG 12 and SDG 13, the companies tend to prioritize SDG 5, SDG 8, SDG 9, SDG 11 and SDG 15. They also reach a moderate consensus on People (SDG 3), on Prosperity (SDG 10), on Planet (SDG 14), on Pathway (SDG 16 and SDG 17). Over our unique 7 section-scan, they share an acceptable amount of best practices (score 67%, target 70%), although we signal weaknesses in quality systems. The average fill rate of the ECoLibri-Performance Data Reporting is on target (score 77%, target 77%).

The reporting level within the sector

Many companies in our selection (90%+) report, to varying levels of detail, data on safety, energy, emissions, water, waste. Only 80% of them disclose data on training, and 8% on their raw material input. On average, 28% of the workforce are women.

SDG KEY	
1	No Poverty
2	Zero Hunger
3	Good Health and Well-Being
4	Quality Education
5	Gender Equality
6	Clean Water and Sanitation
7	Affordable and Clean Energy
8	Decent Work and Economic Growth
9	Industry, Innovation and Infrastructure
10	Reduced Inequalities
11	Sustainable Cities and Communities
12	Responsible Consumption and Production
13	Climate Action
14	Life Below Water
15	Life On Land
16	Peace, Justice and Strong Institutions
17	Partnerships for the Goals

Strategy Ranking

Sectors	2024	2023	Change
Adhesives	6	2	↓
Agri-Food	2	6	↑
Chemicals & Industrial Gas	9	11	↑
Energy	4	1	↓
Equipment OEM	11	7	↓
Equipment Parts & Services	12	14	↑
Forestry	1	3	↑
Industrial Tapes	5	3	↓
Inks	10	8	↓
Pallets	13	8	↓
Paper & Packaging	8	5	↓
Plastic & Films, Strapping	7	10	↑
Staffing & Security	14	14	
Transport	15	12	↓
Waste Recovery	3	12	↑

Implementation Ranking

Sectors	2024	2023	Change
Adhesives	7	8	↑
Agri-Food	9	5	↓
Chemicals & Industrial Gas	5	7	↑
Energy	6	2	↓
Equipment OEM	10	8	↓
Equipment Parts & Services	2	8	↑
Forestry	3	4	↑
Industrial Tapes	4	2	↓
Inks	12	12	
Pallets	15	14	↓
Paper & Packaging	1	1	
Plastic & Films, Strapping	8	12	↑
Staffing & Security	13	8	↓
Transport	14	14	
Waste Recovery	11	5	↓

Measurement Ranking

Sectors	2024	2023	Change
Adhesives	6	5	↓
Agri-Food	14	12	↓
Chemicals & Industrial Gas	7	9	↑
Energy	4	3	↓
Equipment OEM	5	4	↓
Equipment Parts & Services	8	7	↓
Forestry	2	2	
Industrial Tapes	9	5	↓
Inks	10	13	↑
Pallets	15	14	↓
Paper & Packaging	1	1	
Plastic & Films, Strapping	3	11	↑
Staffing & Security	12	8	↓
Transport	13	15	↑
Waste Recovery	11	9	↓

Sector Key Insights

Equipment OEM

The company ranking

The leader in transparency within this sector is KONE, followed by KION, TOYOTA MH, VALMET and VESTAS. The companies with the highest potential ESI improvement are LONGI, ANDRITZ and BHS.

The sector transparency level

We rank transparency quantifiably within 15 sectors along the selection of the SDGs to which the companies contribute or impact, the implementation of Best Practices, the relevance of the shared Metrics recommended by ECoLibri for the better of the planet. The sector ranks 11/10/5 (last year: 7/8/4).

What goes well ... and not so well

The companies select on average 7 SDGs (our target is 10); they share an acceptable consensus (54%, target 60%). Besides the 'Global' SDG 7, SDG 12 and SDG 13, the companies do not prioritize any SDG. They also reach a moderate consensus on People (SDG 3, SDG 5), on Prosperity (SDG 8, SDG 9) and on Pathway (SDG 16 and SDG 17). Over our unique 7 section-scan, they share an acceptable amount of best practices (score 65%, target 70%), although we signal weaknesses in health & Safety-, metrics- and environmental systems. The average fill rate of the ECoLibri-Performance Data Reporting is close to our target (score 75%, target 77%).

The reporting level of the sector

Many companies in our selection (90%+) report, to varying levels of detail, data on safety, energy, emissions, water, waste. Only 67% of them disclose data on training and 27% on their raw material input. On average, 18% of the workforce are women.

SDG KEY	
1	No Poverty
2	Zero Hunger
3	Good Health and Well-Being
4	Quality Education
5	Gender Equality
6	Clean Water and Sanitation
7	Affordable and Clean Energy
8	Decent Work and Economic Growth
9	Industry, Innovation and Infrastructure
10	Reduced Inequalities
11	Sustainable Cities and Communities
12	Responsible Consumption and Production
13	Climate Action
14	Life Below Water
15	Life On Land
16	Peace, Justice and Strong Institutions
17	Partnerships for the Goals

Strategy Ranking

Sectors	2024	2023	Change
Adhesives	6	2	↓
Agri-Food	2	6	↑
Chemicals & Industrial Gas	9	11	↑
Energy	4	1	↓
Equipment OEM	11	7	↓
Equipment Parts & Services	12	14	↑
Forestry	1	3	↑
Industrial Tapes	5	3	↓
Inks	10	8	↓
Pallets	13	8	↓
Paper & Packaging	8	5	↓
Plastic & Films, Strapping	7	10	↑
Staffing & Security	14	14	=
Transport	15	12	↓
Waste Recovery	3	12	↑

Implementation Ranking

Sectors	2024	2023	Change
Adhesives	7	8	↑
Agri-Food	9	5	↓
Chemicals & Industrial Gas	5	7	↑
Energy	6	2	↓
Equipment OEM	10	8	↓
Equipment Parts & Services	2	8	↑
Forestry	3	4	↑
Industrial Tapes	4	2	↓
Inks	12	12	=
Pallets	15	14	↓
Paper & Packaging	1	1	=
Plastic & Films, Strapping	8	12	↑
Staffing & Security	13	8	↓
Transport	14	14	=
Waste Recovery	11	5	↓

Measurement Ranking

Sectors	2024	2023	Change
Adhesives	6	5	↓
Agri-Food	14	12	↓
Chemicals & Industrial Gas	7	9	↑
Energy	4	3	↓
Equipment OEM	5	4	↓
Equipment Parts & Services	8	7	↓
Forestry	2	2	=
Industrial Tapes	9	5	↓
Inks	10	13	↑
Pallets	15	14	↓
Paper & Packaging	1	1	=
Plastic & Films, Strapping	3	11	↑
Staffing & Security	12	8	↓
Transport	13	15	↑
Waste Recovery	11	9	↓

Sector Key Insights

Equipment Parts & Services

The company ranking

The leader in transparency within this sector is SKF, followed by ABB, REXEL, RS GROUP and RUBIX.
The companies with the highest potential ESI improvement are KADANT, ERIKS, AMMEGA.

The sector transparency level

We rank transparency quantifiably within 15 sectors along the selection of the SDGs to which the companies contribute or impact, the implementation of Best Practices, the relevance of the shared Metrics recommended by ECoLibri for the better of the planet.
The sector ranks 6/7/6 (last year: 12/2/8).

What goes well ... and not so well

The companies select on average 6 SDGs (our target is 10); they share an acceptable consensus (52%, target 60%).
Besides the "Global" SDG 7, SDG 12 and SDG 13, the companies tend to prioritize SDG 8.
They also reach a moderate consensus on People (SDG 3, SDG 5) and on Prosperity (SDG 9).
Over our unique 7 section-scan, they share an acceptable amount of best practices (score 67%, target 70%), although we signal weaknesses in quality-, metrics- and environmental systems.
The average fill rate of the ECoLibri-Performance Data Reporting is acceptable (score 68%, target 77%).

The reporting level within the sector

Many companies in our selection (90%+) report, to varying levels of detail, data on safety, energy, emissions, water, waste.
Only 70% of them disclose data on training and 60% on their raw material input.
On average, 29% of the workforce are women.

SDG KEY	
1	No Poverty
2	Zero Hunger
3	Good Health and Well-Being
4	Quality Education
5	Gender Equality
6	Clean Water and Sanitation
7	Affordable and Clean Energy
8	Decent Work and Economic Growth
9	Industry, Innovation and Infrastructure
10	Reduced Inequalities
11	Sustainable Cities and Communities
12	Responsible Consumption and Production
13	Climate Action
14	Life Below Water
15	Life On Land
16	Peace, Justice and Strong Institutions
17	Partnerships for the Goals

Strategy Ranking

Sectors	2024	2023	Change
Adhesives	6	2	↓
Agri-Food	2	6	↑
Chemicals & Industrial Gas	9	11	↑
Energy	4	1	↓
Equipment OEM	11	7	↓
Equipment Parts & Services	12	14	↑
Forestry	1	3	↑
Industrial Tapes	5	3	↓
Inks	10	8	↓
Pallets	13	8	↓
Paper & Packaging	8	5	↓
Plastic & Films, Strapping	7	10	↑
Staffing & Security	14	14	=
Transport	15	12	↓
Waste Recovery	3	12	↑

Implementation Ranking

Sectors	2024	2023	Change
Adhesives	7	8	↑
Agri-Food	9	5	↓
Chemicals & Industrial Gas	5	7	↑
Energy	6	2	↓
Equipment OEM	10	8	↓
Equipment Parts & Services	2	8	↑
Forestry	3	4	↑
Industrial Tapes	4	2	↓
Inks	12	12	=
Pallets	15	14	↓
Paper & Packaging	1	1	=
Plastic & Films, Strapping	8	12	↑
Staffing & Security	13	8	↓
Transport	14	14	=
Waste Recovery	11	5	↓

Measurement Ranking

Sectors	2024	2023	Change
Adhesives	6	5	↓
Agri-Food	14	12	↓
Chemicals & Industrial Gas	7	9	↑
Energy	4	3	↓
Equipment OEM	5	4	↓
Equipment Parts & Services	8	7	↓
Forestry	2	2	=
Industrial Tapes	9	5	↓
Inks	10	13	↑
Pallets	15	14	↓
Paper & Packaging	1	1	=
Plastic & Films, Strapping	3	11	↑
Staffing & Security	12	8	↓
Transport	13	15	↑
Waste Recovery	11	9	↓

Sector Key Insights

Forestry

The company ranking

The leader in transparency within this sector is SUZANO, followed by HOLMEN SKOG, ARAUCO, and ENCE. The companies with the highest potential ESI improvement are ELDORADO, and SVEASKOG.

The sector transparency level

We rank transparency quantifiably within 15 sectors along the selection of the SDGs to which the companies contribute or impact, the implementation of Best Practices, the relevance of the shared Metrics recommended by ECoLibri for the better of the planet. The sector ranks 1/3/2 (last year: 3/4/2).

What goes well ... and not so well

The companies select on average 10 SDGs (our target is 10); they share a higher consensus than the target (66%, target 60%). Besides the 'Global' SDG 7, SDG 12 and SDG 13, the companies tend to prioritize SDG 5, SDG 8 and SDG 15. They also reach a moderate consensus on People (SDG 3, SDG 6), on Prosperity (SDG 9, SDG 10), on Planet (SDG 14), on Pathway (SDG 17). Over our unique 7 section-scan, they share an acceptable amount of best practices (score 66%, target 70%), although we signal weaknesses in quality-, and environmental systems. The average fill rate of the ECoLibri-Performance Data Reporting is above the target (score 81%, target 77%).

The reporting level within the sector

Many companies in our selection (90%+) report, to varying levels of detail, data on safety, energy, emissions, water, waste and training. Only 45% of them disclose data on their raw material input. On average, 22% of the workforce are women.

SDG KEY	
1	No Poverty
2	Zero Hunger
3	Good Health and Well-Being
4	Quality Education
5	Gender Equality
6	Clean Water and Sanitation
7	Affordable and Clean Energy
8	Decent Work and Economic Growth
9	Industry, Innovation and Infrastructure
10	Reduced Inequalities
11	Sustainable Cities and Communities
12	Responsible Consumption and Production
13	Climate Action
14	Life Below Water
15	Life On Land
16	Peace, Justice and Strong Institutions
17	Partnerships for the Goals

Strategy Ranking

Sectors	2024	2023	Change
Adhesives	6	2	↓
Agri-Food	2	6	↑
Chemicals & Industrial Gas	9	11	↑
Energy	4	1	↓
Equipment OEM	11	7	↓
Equipment Parts & Services	12	14	↑
Forestry	1	3	↑
Industrial Tapes	5	3	↓
Inks	10	8	↓
Pallets	13	8	↓
Paper & Packaging	8	5	↓
Plastic & Films, Strapping	7	10	↑
Staffing & Security	14	14	=
Transport	15	12	↓
Waste Recovery	3	12	↑

Implementation Ranking

Sectors	2024	2023	Change
Adhesives	7	8	↑
Agri-Food	9	5	↓
Chemicals & Industrial Gas	5	7	↑
Energy	6	2	↓
Equipment OEM	10	8	↓
Equipment Parts & Services	2	8	↑
Forestry	3	4	↑
Industrial Tapes	4	2	↓
Inks	12	12	=
Pallets	15	14	↓
Paper & Packaging	1	1	=
Plastic & Films, Strapping	8	12	↑
Staffing & Security	13	8	↓
Transport	14	14	=
Waste Recovery	11	5	↓

Measurement Ranking

Sectors	2024	2023	Change
Adhesives	6	5	↓
Agri-Food	14	12	↓
Chemicals & Industrial Gas	7	9	↑
Energy	4	3	↓
Equipment OEM	5	4	↓
Equipment Parts & Services	8	7	↓
Forestry	2	2	=
Industrial Tapes	9	5	↓
Inks	10	13	↑
Pallets	15	14	↓
Paper & Packaging	1	1	=
Plastic & Films, Strapping	3	11	↑
Staffing & Security	12	8	↓
Transport	13	15	↑
Waste Recovery	11	9	↓

Sector Key Insights

Industrial Tapes

The company ranking

The leader in transparency within this sector is SAINT GOBAIN, followed by NITTO, TESA, and LINTEC. The companies with the highest potential ESI improvement are AVERY, INTERTAPE, and ITW.

The sector transparency level

We rank transparency quantifiably within 15 sectors along the selection of the SDGs to which the companies contribute or impact, the implementation of Best Practices, the relevance of the shared Metrics recommended by ECoLibri for the better of the planet. The sector ranks 5/4/9 (last year: 3/2/5).

What goes well ... and not so well

The companies select on average 9 SDGs (our target is 10); they share a higher consensus than the target (63%, target 60%). Besides the "Global" SDG 7, SDG 12 and SDG 13, the companies tend to prioritize SDG 5 and SDG 8. The consensus is moderate on People (SDG 3, SDG 4, SDG 6), Prosperity (SDG 9, SDG 11), Planet (SDG 14, SDG 15) and Pathway (SDG 17). Over our unique 7 section-scan, they share an amount of best practices close to target (score 68%, target 70%), although we signal weaknesses in quality-, and health & safety systems. The average fill rate of the ECoLibri-Performance Data Reporting is acceptable (score 67%, target 77%).

The reporting level within the sector

Many companies in our selection (90%+) report, to varying levels of detail, data on energy, emissions, water, waste. Only 80% of them disclose data on safety, 36% on their raw material input and 27% on training. On average, 30% of the workforce are women.

SDG KEY	
1	No Poverty
2	Zero Hunger
3	Good Health and Well-Being
4	Quality Education
5	Gender Equality
6	Clean Water and Sanitation
7	Affordable and Clean Energy
8	Decent Work and Economic Growth
9	Industry, Innovation and Infrastructure
10	Reduced Inequalities
11	Sustainable Cities and Communities
12	Responsible Consumption and Production
13	Climate Action
14	Life Below Water
15	Life On Land
16	Peace, Justice and Strong Institutions
17	Partnerships for the Goals

Strategy Ranking

Sectors	2024	2023	Change
Adhesives	6	2	↓
Agri-Food	2	6	↑
Chemicals & Industrial Gas	9	11	↑
Energy	4	1	↓
Equipment OEM	11	7	↓
Equipment Parts & Services	12	14	↑
Forestry	1	3	↑
Industrial Tapes	5	3	↓
Inks	10	8	↓
Pallets	13	8	↓
Paper & Packaging	8	5	↓
Plastic & Films, Strapping	7	10	↑
Staffing & Security	14	14	=
Transport	15	12	↓
Waste Recovery	3	12	↑

Implementation Ranking

Sectors	2024	2023	Change
Adhesives	7	8	↑
Agri-Food	9	5	↓
Chemicals & Industrial Gas	5	7	↑
Energy	6	2	↓
Equipment OEM	10	8	↓
Equipment Parts & Services	2	8	↑
Forestry	3	4	↑
Industrial Tapes	4	2	↓
Inks	12	12	=
Pallets	15	14	↓
Paper & Packaging	1	1	=
Plastic & Films, Strapping	8	12	↑
Staffing & Security	13	8	↓
Transport	14	14	=
Waste Recovery	11	5	↓

Measurement Ranking

Sectors	2024	2023	Change
Adhesives	6	5	↓
Agri-Food	14	12	↓
Chemicals & Industrial Gas	7	9	↑
Energy	4	3	↓
Equipment OEM	5	4	↓
Equipment Parts & Services	8	7	↓
Forestry	2	2	=
Industrial Tapes	9	5	↓
Inks	10	13	↑
Pallets	15	14	↓
Paper & Packaging	1	1	=
Plastic & Films, Strapping	3	11	↑
Staffing & Security	12	8	↓
Transport	13	15	↑
Waste Recovery	11	9	↓

Sector Key Insights

Inks

The company ranking

The leader in transparency within this sector is SICPA, followed by FLINT, SUN CHEMICAL, DONECK and SAKATA INX. The companies with the highest potential ESI improvement are SHERWIN-WILLIAMS, SIEGWERK and HUBER GROUP.

The sector transparency level

We rank transparency quantifiably within 15 sectors along the selection of the SDGs to which the companies contribute or impact, the implementation of Best Practices, the relevance of the shared Metrics recommended by ECoLibri for the better of the planet.

The sector ranks 10/12/10 (last year: 8/12/13).

What goes well ... and not so well

The companies select on average 8 SDGs (our target is 10); they share a consensus on target (60%, target 60%).

Besides the "Global" SDG 7, SDG 12 and SDG 13, the companies tend to prioritize SDG 5 and SDG 8.

The consensus is moderate on People (SDG 3, SDG 4, SDG 6), Prosperity (SDG 9, SDG 11), Planet (SDG 14, SDG 15) and Pathway (SDG 17).

Over our unique 7 section-scan, they share an acceptable amount of best practices (score 62%, target 70%), although, except for innovation, we signal weaknesses in quality-, health & safety-, business continuity-, procurement-, metrics-, and environmental systems.

The average fill rate of the ECoLibri-Performance Data Reporting is acceptable (score 63%, target 77%).

The reporting level within the sector

Many companies in our selection (80%+) report, to varying levels of detail, data on safety, energy, emissions, water, waste.

Only 40 % of them disclose data on training and 20% on their raw material input.

On average, 22% of the workforce are women.

SDG KEY	
1	No Poverty
2	Zero Hunger
3	Good Health and Well-Being
4	Quality Education
5	Gender Equality
6	Clean Water and Sanitation
7	Affordable and Clean Energy
8	Decent Work and Economic Growth
9	Industry, Innovation and Infrastructure
10	Reduced Inequalities
11	Sustainable Cities and Communities
12	Responsible Consumption and Production
13	Climate Action
14	Life Below Water
15	Life On Land
16	Peace, Justice and Strong Institutions
17	Partnerships for the Goals

Strategy Ranking

Sectors	2024	2023	Change
Adhesives	6	2	↓
Agri-Food	2	6	↑
Chemicals & Industrial Gas	9	11	↑
Energy	4	1	↓
Equipment OEM	11	7	↓
Equipment Parts & Services	12	14	↑
Forestry	1	3	↑
Industrial Tapes	5	3	↓
Inks	10	8	↓
Pallets	13	8	↓
Paper & Packaging	8	5	↓
Plastic & Films, Strapping	7	10	↑
Staffing & Security	14	14	
Transport	15	12	↓
Waste Recovery	3	12	↑

Implementation Ranking

Sectors	2024	2023	Change
Adhesives	7	8	↑
Agri-Food	9	5	↓
Chemicals & Industrial Gas	5	7	↑
Energy	6	2	↓
Equipment OEM	10	8	↓
Equipment Parts & Services	2	8	↑
Forestry	3	4	↑
Industrial Tapes	4	2	↓
Inks	12	12	
Pallets	15	14	↓
Paper & Packaging	1	1	
Plastic & Films, Strapping	8	12	↑
Staffing & Security	13	8	↓
Transport	14	14	
Waste Recovery	11	5	↓

Measurement Ranking

Sectors	2024	2023	Change
Adhesives	6	5	↓
Agri-Food	14	12	↓
Chemicals & Industrial Gas	7	9	↑
Energy	4	3	↓
Equipment OEM	5	4	↓
Equipment Parts & Services	8	7	↓
Forestry	2	2	
Industrial Tapes	9	5	↓
Inks	10	13	↑
Pallets	15	14	↓
Paper & Packaging	1	1	
Plastic & Films, Strapping	3	11	↑
Staffing & Security	12	8	↓
Transport	13	15	↑
Waste Recovery	11	9	↓

Sector Key Insights

Pallets

The company ranking

The leader in transparency within this sector is BRAMBLES, followed by SCHOELLER-ALIBERT.

The companies with the highest potential ESI improvement are UFP, EPG, ORBIS, FABER and PGS.

The sector transparency level

We rank transparency quantifiably within 15 sectors along the selection of the SDGs to which the companies contribute or impact, the implementation of Best Practices, the relevance of the shared Metrics recommended by ECoLibri for the better of the planet.

The sector ranks 13/15/15 (last year: 8/14/14).

What goes well ... and not so well

The companies select on average 6 SDGs (our target is 10); they share an acceptable consensus (55%, target 60%).

Besides the "Global" SDG 7, SDG 12 and SDG 13, the companies do not prioritize another SDG.

They also reach a moderate consensus on Prosperity (SDG 8 and SDG 9).

Over our unique 7 section-scan, they share an acceptable amount of best practices (score 58%, target 70%), although we signal weaknesses in all areas except procurement- and improvement systems.

The average fill rate of the ECoLibri-Performance Data Reporting is unacceptable (score 42%, target 77%).

The reporting level within the sector

Many companies in our selection (75%+) report, to varying levels of detail, data on emissions.

Only 44% of them disclose data on energy and water. Only 33% on safety, waste, raw material and training.

On average, 30% of the workforce are women.

SDG KEY	
1	No Poverty
2	Zero Hunger
3	Good Health and Well-Being
4	Quality Education
5	Gender Equality
6	Clean Water and Sanitation
7	Affordable and Clean Energy
8	Decent Work and Economic Growth
9	Industry, Innovation and Infrastructure
10	Reduced Inequalities
11	Sustainable Cities and Communities
12	Responsible Consumption and Production
13	Climate Action
14	Life Below Water
15	Life On Land
16	Peace, Justice and Strong Institutions
17	Partnerships for the Goals

Strategy Ranking

Sectors	2024	2023	Change
Adhesives	6	2	↓
Agri-Food	2	6	↑
Chemicals & Industrial Gas	9	11	↑
Energy	4	1	↓
Equipment OEM	11	7	↓
Equipment Parts & Services	12	14	↑
Forestry	1	3	↑
Industrial Tapes	5	3	↓
Inks	10	8	↓
Pallets	13	8	↓
Paper & Packaging	8	5	↓
Plastic & Films, Strapping	7	10	↑
Staffing & Security	14	14	=
Transport	15	12	↓
Waste Recovery	3	12	↑

Implementation Ranking

Sectors	2024	2023	Change
Adhesives	7	8	↑
Agri-Food	9	5	↓
Chemicals & Industrial Gas	5	7	↑
Energy	6	2	↓
Equipment OEM	10	8	↓
Equipment Parts & Services	2	8	↑
Forestry	3	4	↑
Industrial Tapes	4	2	↓
Inks	12	12	=
Pallets	15	14	↓
Paper & Packaging	1	1	=
Plastic & Films, Strapping	8	12	↑
Staffing & Security	13	8	↓
Transport	14	14	=
Waste Recovery	11	5	↓

Measurement Ranking

Sectors	2024	2023	Change
Adhesives	6	5	↓
Agri-Food	14	12	↓
Chemicals & Industrial Gas	7	9	↑
Energy	4	3	↓
Equipment OEM	5	4	↓
Equipment Parts & Services	8	7	↓
Forestry	2	2	=
Industrial Tapes	9	5	↓
Inks	10	13	↑
Pallets	15	14	↓
Paper & Packaging	1	1	=
Plastic & Films, Strapping	3	11	↑
Staffing & Security	12	8	↓
Transport	13	15	↑
Waste Recovery	11	9	↓

Sector Key Insights

Paper & Packaging

The company ranking

The leader in transparency within this sector is SCA, followed by SMURFIT KAPPA (2023), RDM, METSA and SAPPI. The companies with the highest potential ESI improvement are DS SMITH, SONOCO, STORA ENSO, MODEL and PROGROUP.

The sector transparency level

We rank transparency quantifiably within 15 sectors along the selection of the SDGs to which the companies contribute or impact, the implementation of Best Practices, the relevance of the shared Metrics recommended by ECoLibri for the better of the planet. The sector ranks 8/1/1 (last year: 5/1/1).

What goes well ... and not so well

The companies select on average 8 SDGs (our target is 10); they share a higher consensus than the target (63%, target 60%). Besides the "Global" SDG 7, SDG 12 and SDG 13, the companies tend to prioritize SDG 8 and SDG 15. They also reach a moderate consensus on People (SDG 3, SDG 5, SDG 6) and Prosperity (SDG 9). Over our unique 7 section-scan, they share an amount of best practices close to target (score 69%, target 70%) with no weaknesses found in any of the sections quality, health & safety, business continuity, procurement, innovation, metrics, environmental systems. The average fill rate of the ECoLibri-Performance Data Reporting is above the target (score 83%, target 77%).

The reporting level within the sector

Many companies in our selection (90%+) report, to varying levels of detail, data on safety, energy, emissions, water, waste. Only 73% of them disclose data on their raw material input and 64% on training. On average, 20% of the workforce are women.

SDG KEY	
1	No Poverty
2	Zero Hunger
3	Good Health and Well-Being
4	Quality Education
5	Gender Equality
6	Clean Water and Sanitation
7	Affordable and Clean Energy
8	Decent Work and Economic Growth
9	Industry, Innovation and Infrastructure
10	Reduced Inequalities
11	Sustainable Cities and Communities
12	Responsible Consumption and Production
13	Climate Action
14	Life Below Water
15	Life On Land
16	Peace, Justice and Strong Institutions
17	Partnerships for the Goals

Strategy Ranking

Sectors	2024	2023	Change
Adhesives	6	2	↓
Agri-Food	2	6	↑
Chemicals & Industrial Gas	9	11	↑
Energy	4	1	↓
Equipment OEM	11	7	↓
Equipment Parts & Services	12	14	↑
Forestry	1	3	↑
Industrial Tapes	5	3	↓
Inks	10	8	↓
Pallets	13	8	↓
Paper & Packaging	8	5	↓
Plastic & Films, Strapping	7	10	↑
Staffing & Security	14	14	=
Transport	15	12	↓
Waste Recovery	3	12	↑

Implementation Ranking

Sectors	2024	2023	Change
Adhesives	7	8	↑
Agri-Food	9	5	↓
Chemicals & Industrial Gas	5	7	↑
Energy	6	2	↓
Equipment OEM	10	8	↓
Equipment Parts & Services	2	8	↑
Forestry	3	4	↑
Industrial Tapes	4	2	↓
Inks	12	12	=
Pallets	15	14	↓
Paper & Packaging	1	1	=
Plastic & Films, Strapping	8	12	↑
Staffing & Security	13	8	↓
Transport	14	14	=
Waste Recovery	11	5	↓

Measurement Ranking

Sectors	2024	2023	Change
Adhesives	6	5	↓
Agri-Food	14	12	↓
Chemicals & Industrial Gas	7	9	↑
Energy	4	3	↓
Equipment OEM	5	4	↓
Equipment Parts & Services	8	7	↓
Forestry	2	2	=
Industrial Tapes	9	5	↓
Inks	10	13	↑
Pallets	15	14	↓
Paper & Packaging	1	1	=
Plastic & Films, Strapping	3	11	↑
Staffing & Security	12	8	↓
Transport	13	15	↑
Waste Recovery	11	9	↓

Sector Key Insights

Plastic & Films, Strapping

The company ranking

The leader in transparency within this sector is BERRY, followed by GUALAPACK, CROWN HOLDINGS, ADAPA and AMCOR FLEXIBLES. The companies with the highest potential ESI improvement are MOSCA, AFP TRIOWORLD, SEALED AIR.

The sector transparency level

We rank transparency quantifiably within 15 sectors along the selection of the SDGs to which the companies contribute or impact, the implementation of Best Practices, the relevance of the shared Metrics recommended by ECoLibri for the better of the planet. The sector ranks 7/8/3 (last year: 10/12/11).

What goes well ... and not so well

The companies select on average 9 SDGs (our target is 10); they share a higher consensus than the target (64%, target 60%). Besides the "Global" SDG 7, SDG 12 and SDG 13, the companies do not prioritize another SDG. They also reach a moderate consensus on People (SDG 3, SDG 6), on Prosperity (SDG 8, SDG 9) and on Planet (SDG 14). Over our unique 7 section-scan, they share an acceptable amount of best practices (score 66%, target 70%), although we signal weaknesses in quality-, health & safety- and metrics-systems. The average fill rate of the ECoLibri-Performance Data Reporting is on target (score 77%, target 77%).

The reporting level within the sector

Many companies in our selection (90%+) report, to varying levels of detail, data on energy, emissions, water, waste. Only 76% of them disclose data on safety and 53% on training and their raw material input. On average, 23% of the workforce are women.

SDG KEY	
1	No Poverty
2	Zero Hunger
3	Good Health and Well-Being
4	Quality Education
5	Gender Equality
6	Clean Water and Sanitation
7	Affordable and Clean Energy
8	Decent Work and Economic Growth
9	Industry, Innovation and Infrastructure
10	Reduced Inequalities
11	Sustainable Cities and Communities
12	Responsible Consumption and Production
13	Climate Action
14	Life Below Water
15	Life On Land
16	Peace, Justice and Strong Institutions
17	Partnerships for the Goals

Strategy Ranking

Sectors	2024	2023	Change
Adhesives	6	2	↓
Agri-Food	2	6	↑
Chemicals & Industrial Gas	9	11	↑
Energy	4	1	↓
Equipment OEM	11	7	↓
Equipment Parts & Services	12	14	↑
Forestry	1	3	↑
Industrial Tapes	5	3	↓
Inks	10	8	↓
Pallets	13	8	↓
Paper & Packaging	8	5	↓
Plastic & Films, Strapping	7	10	↑
Staffing & Security	14	14	
Transport	15	12	↓
Waste Recovery	3	12	↑

Implementation Ranking

Sectors	2024	2023	Change
Adhesives	7	8	↑
Agri-Food	9	5	↓
Chemicals & Industrial Gas	5	7	↑
Energy	6	2	↓
Equipment OEM	10	8	↓
Equipment Parts & Services	2	8	↑
Forestry	3	4	↑
Industrial Tapes	4	2	↓
Inks	12	12	
Pallets	15	14	↓
Paper & Packaging	1	1	
Plastic & Films, Strapping	8	12	↑
Staffing & Security	13	8	↓
Transport	14	14	
Waste Recovery	11	5	↓

Measurement Ranking

Sectors	2024	2023	Change
Adhesives	6	5	↓
Agri-Food	14	12	↓
Chemicals & Industrial Gas	7	9	↑
Energy	4	3	↓
Equipment OEM	5	4	↓
Equipment Parts & Services	8	7	↓
Forestry	2	2	
Industrial Tapes	9	5	↓
Inks	10	13	↑
Pallets	15	14	↓
Paper & Packaging	1	1	
Plastic & Films, Strapping	3	11	↑
Staffing & Security	12	8	↓
Transport	13	15	↑
Waste Recovery	11	9	↓

Sector Key Insights

Staffing & Security

The company ranking

The leader in transparency within this sector is PROSEGUR, followed by MANPOWER, RANDSTAD, EULEN and ALLIED UNIVERSAL. The companies with the highest potential ESI improvement are STHREE, ADECCO, RECRUIT HOLDINGS.

The sector transparency level

We rank transparency quantifiably within 15 sectors along the selection of the SDGs to which the companies contribute or impact, the implementation of Best Practices, the relevance of the shared Metrics recommended by ECoLibri for the better of the planet. The sector ranks 14/13/12 (last year: 14/8/8).

What goes well ... and not so well

The companies select on average 6 SDGs (our target is 10); they share an acceptable consensus (50%, target 60%). Besides the "Global" SDG 7, SDG 12 and SDG 13, the companies tend to prioritize SDG 4, SDG 5, SDG 8 and SDG 10. They also reach a moderate consensus on People (SDG 3) and on Pathway (SDG 16, and SDG 17). Over our unique 7 section-scan, they share an acceptable amount of best practices (score 60%, target 70%), although we signal weaknesses in quality-, health & safety-, metrics- and environmental systems. The average fill rate of the ECoLibri-Performance Data Reporting is acceptable (score 52%, target 77%).

The reporting level within the sector

Many companies in our selection (70%+) report, to varying levels of detail, data on safety, energy, emissions and training. Only 50% of them disclose data on waste and water. 0% on their raw material input. On average, 44% of the workforce are women.

SDG KEY	
1	No Poverty
2	Zero Hunger
3	Good Health and Well-Being
4	Quality Education
5	Gender Equality
6	Clean Water and Sanitation
7	Affordable and Clean Energy
8	Decent Work and Economic Growth
9	Industry, Innovation and Infrastructure
10	Reduced Inequalities
11	Sustainable Cities and Communities
12	Responsible Consumption and Production
13	Climate Action
14	Life Below Water
15	Life On Land
16	Peace, Justice and Strong Institutions
17	Partnerships for the Goals

Strategy Ranking

Sectors	2024	2023	Change
Adhesives	6	2	↓
Agri-Food	2	6	↑
Chemicals & Industrial Gas	9	11	↑
Energy	4	1	↓
Equipment OEM	11	7	↓
Equipment Parts & Services	12	14	↑
Forestry	1	3	↑
Industrial Tapes	5	3	↓
Inks	10	8	↓
Pallets	13	8	↓
Paper & Packaging	8	5	↓
Plastic & Films, Strapping	7	10	↑
Staffing & Security	14	14	=
Transport	15	12	↓
Waste Recovery	3	12	↑

Implementation Ranking

Sectors	2024	2023	Change
Adhesives	7	8	↑
Agri-Food	9	5	↓
Chemicals & Industrial Gas	5	7	↑
Energy	6	2	↓
Equipment OEM	10	8	↓
Equipment Parts & Services	2	8	↑
Forestry	3	4	↑
Industrial Tapes	4	2	↓
Inks	12	12	=
Pallets	15	14	↓
Paper & Packaging	1	1	=
Plastic & Films, Strapping	8	12	↑
Staffing & Security	13	8	↓
Transport	14	14	=
Waste Recovery	11	5	↓

Measurement Ranking

Sectors	2024	2023	Change
Adhesives	6	5	↓
Agri-Food	14	12	↓
Chemicals & Industrial Gas	7	9	↑
Energy	4	3	↓
Equipment OEM	5	4	↓
Equipment Parts & Services	8	7	↓
Forestry	2	2	=
Industrial Tapes	9	5	↓
Inks	10	13	↑
Pallets	15	14	↓
Paper & Packaging	1	1	=
Plastic & Films, Strapping	3	11	↑
Staffing & Security	12	8	↓
Transport	13	15	↑
Waste Recovery	11	9	↓

Sector Key Insights

Transport

The company ranking

The leader in transparency within this sector is DSV, followed by FEDEX, DB SCHENKER, EV CARGO and XPO.

The companies with the highest potential ESI improvement are ECCO FREIGHT, GREGORY DISTRIBUTION, VERBRUGGE.

The sector transparency level

We rank transparency quantifiably within 15 sectors along the selection of the SDGs to which the companies contribute or impact, the implementation of Best Practices, the relevance of the shared Metrics recommended by ECoLibri for the better of the planet.

The sector ranks 15/14/13 (last year: 12/14/15).

What goes well ... and not so well

The companies select on average 7 SDGs (our target is 10); they share a acceptable consensus (53%, target 60%).

Besides the "Global" SDG 7, SDG 12 and SDG 13, the companies do not prioritize another SDG.

They also reach a moderate consensus on Prosperity (SDG 8) and on Pathway (SDG 17).

Over our unique 7 section-scan, they share an acceptable amount of best practices (score 60%, target 70%), although we signal weaknesses in business continuity-, metrics- and environmental systems.

The average fill rate of the ECoLibri-Performance Data Reporting is unacceptable (score 43%, target 77%).

The reporting level within the sector

Many companies in our selection (80%+) report, to varying levels of detail, data on safety, emissions and gender equality.

Only 60% of them disclose data on energy and training, 40% on water and waste, 5% on their raw material input material (besides fuel).

On average, 33% of the workforce are women.

SDG KEY	
1	No Poverty
2	Zero Hunger
3	Good Health and Well-Being
4	Quality Education
5	Gender Equality
6	Clean Water and Sanitation
7	Affordable and Clean Energy
8	Decent Work and Economic Growth
9	Industry, Innovation and Infrastructure
10	Reduced Inequalities
11	Sustainable Cities and Communities
12	Responsible Consumption and Production
13	Climate Action
14	Life Below Water
15	Life On Land
16	Peace, Justice and Strong Institutions
17	Partnerships for the Goals

Strategy Ranking

Sectors	2024	2023	Change
Adhesives	6	2	↓
Agri-Food	2	6	↑
Chemicals & Industrial Gas	9	11	↑
Energy	4	1	↓
Equipment OEM	11	7	↓
Equipment Parts & Services	12	14	↑
Forestry	1	3	↑
Industrial Tapes	5	3	↓
Inks	10	8	↓
Pallets	13	8	↓
Paper & Packaging	8	5	↓
Plastic & Films, Strapping	7	10	↑
Staffing & Security	14	14	
Transport	15	12	↓
Waste Recovery	3	12	↑

Implementation Ranking

Sectors	2024	2023	Change
Adhesives	7	8	↑
Agri-Food	9	5	↓
Chemicals & Industrial Gas	5	7	↑
Energy	6	2	↓
Equipment OEM	10	8	↓
Equipment Parts & Services	2	8	↑
Forestry	3	4	↑
Industrial Tapes	4	2	↓
Inks	12	12	
Pallets	15	14	↓
Paper & Packaging	1	1	
Plastic & Films, Strapping	8	12	↑
Staffing & Security	13	8	↓
Transport	14	14	
Waste Recovery	11	5	↓

Measurement Ranking

Sectors	2024	2023	Change
Adhesives	6	5	↓
Agri-Food	14	12	↓
Chemicals & Industrial Gas	7	9	↑
Energy	4	3	↓
Equipment OEM	5	4	↓
Equipment Parts & Services	8	7	↓
Forestry	2	2	
Industrial Tapes	9	5	↓
Inks	10	13	↑
Pallets	15	14	↓
Paper & Packaging	1	1	
Plastic & Films, Strapping	3	11	↑
Staffing & Security	12	8	↓
Transport	13	15	↑
Waste Recovery	11	9	↓

Sector Key Insights

Waste Recovery

The company ranking

The leader in transparency within this sector is URBASER, followed by BIFFA, VEOLIA, RENEWI and STENA. The companies with the highest potential ESI improvement are SUEZ ENVIRONMENT, RAGN SELLS, BNEXT.

The sector transparency level

We rank transparency quantifiably within 15 sectors along the selection of the SDGs to which the companies contribute or impact, the implementation of Best Practices, the relevance of the shared Metrics recommended by ECoLibri for the better of the planet. The sector ranks 3/11/11 (last year: 12/5/9).

What goes well ... and not so well

The companies select on average 8 SDGs (our target is 10); they share a higher consensus than the target (64%, target 60%). Besides the "Global" SDG 7, SDG 12 and SDG 13, the companies prioritize SDG 3, SDG 8 and SDG 11. They also reach a moderate consensus on People (SDG 5, SDG 6) and on Prosperity (SDG 9 and SDG 10). Over our unique 7 section-scan, they share an acceptable amount of best practices (score 65%, target 70%), although we signal weaknesses in quality-systems. The average fill rate of the ECoLibri-Performance Data Reporting is acceptable (score 58%, target 77%).

The reporting level within the sector

Many companies in our selection (80%+) report, to varying levels of detail, data on emissions and raw material input. Only 60%+ of them disclose data on safety and energy, 47% on training and 40% on water and waste. On average, 21% of the workforce are women.

SDG KEY	
1	No Poverty
2	Zero Hunger
3	Good Health and Well-Being
4	Quality Education
5	Gender Equality
6	Clean Water and Sanitation
7	Affordable and Clean Energy
8	Decent Work and Economic Growth
9	Industry, Innovation and Infrastructure
10	Reduced Inequalities
11	Sustainable Cities and Communities
12	Responsible Consumption and Production
13	Climate Action
14	Life Below Water
15	Life On Land
16	Peace, Justice and Strong Institutions
17	Partnerships for the Goals

Strategy Ranking

Sectors	2024	2023	Change
Adhesives	6	2	↓
Agri-Food	2	6	↑
Chemicals & Industrial Gas	9	11	↑
Energy	4	1	↓
Equipment OEM	11	7	↓
Equipment Parts & Services	12	14	↑
Forestry	1	3	↑
Industrial Tapes	5	3	↓
Inks	10	8	↓
Pallets	13	8	↓
Paper & Packaging	8	5	↓
Plastic & Films, Strapping	7	10	↑
Staffing & Security	14	14	=
Transport	15	12	↓
Waste Recovery	3	12	↑

Implementation Ranking

Sectors	2024	2023	Change
Adhesives	7	8	↑
Agri-Food	9	5	↓
Chemicals & Industrial Gas	5	7	↑
Energy	6	2	↓
Equipment OEM	10	8	↓
Equipment Parts & Services	2	8	↑
Forestry	3	4	↑
Industrial Tapes	4	2	↓
Inks	12	12	=
Pallets	15	14	↓
Paper & Packaging	1	1	=
Plastic & Films, Strapping	8	12	↑
Staffing & Security	13	8	↓
Transport	14	14	=
Waste Recovery	11	5	↓

Measurement Ranking

Sectors	2024	2023	Change
Adhesives	6	5	↓
Agri-Food	14	12	↓
Chemicals & Industrial Gas	7	9	↑
Energy	4	3	↓
Equipment OEM	5	4	↓
Equipment Parts & Services	8	7	↓
Forestry	2	2	=
Industrial Tapes	9	5	↓
Inks	10	13	↑
Pallets	15	14	↓
Paper & Packaging	1	1	=
Plastic & Films, Strapping	3	11	↑
Staffing & Security	12	8	↓
Transport	13	15	↑
Waste Recovery	11	9	↓

➤ **UNGC: United Nations Global Compact – 2000**

The Ten Principles:

Human rights,
Labour standards,
Environment,
Fight against corruption

➤ **COP: Communication On Progress (UNGC)**

Conference Of Parties (for example COP29-Baku)

➤ **CSRD: Corporate Sustainability Reporting Directive**

Rules concerning ESG information to report

➤ **ESRS: European Sustainability Reporting Standards**

Strategy, Implementation, Measurement

➤ **Greenwashing:** the act of making an activity be more environmentally friendly or less environmentally damaging than it really is.

➤ **ECoLibri's 4 Ps:** People, Prosperity, Planet, Pathway

➤ **SDGs :** Sustainable Development Goals - 2015

➤ **The Library:** ECoLibri's listing of companies in TIERs

➤ **ESI: ECoLibri Sustainable Index:** Evaluation leading to the ranking of the transparency in sustainability reporting of companies.

➤ **S.I.M.:** short for SDG-Strategy, Implementation of Best Practices, Measurement of Sustainability Performance Metrics

➤ **NGO:** Non-Governmental Organisation

➤ **ESG:** Environment, Social and Governance pillars of a non-financial analysis

➤ **SASB:** Sustainable Accounting Standards Board

➤ **TCFD:** Taskforce on Climate-related Financial Disclosures

➤ **GRI:** Global Reporting Initiative

➤ **GHG:** Greenhouse Gas emissions defined by the Greenhouse Gas Protocol

ECoLibri Review 2024

Appendix: ESI Company Ranking

Company	Status (TIERS)	ESI ranking 2024	GAINS & LOSSES 24/23
SCA Container Board	TIER 1	1	↗
Smurfit Kappa (before merger)	TIER 1	2	↘
Reno De Medici	TIER 1	3	↗
Bostik Arkema	TIER 1	4	↘
Metsa Group	TIER 1	5	↗
Suzano	TIER 1	6	↗
Sappi	TIER 1	7	↗
Westrock (before merger)	TIER 1	8	↔
Mayr-Melnhof (FS Karton)	TIER 1	8	↗
Nouryon (ex Akzo)	TIER 1	10	↗
Berry Global (BPI)	TIER 1	11	↘
VPK	TIER 1	12	↗
SKF	TIER 1	13	↗
Henkel Adhesives	TIER 1	14	↗
Vattenfall	TIER 1	15	↗
Edison Energia	TIER 1	16	↗
Sabic	TIER 1	17	↔
Mondi Group	TIER 1	18	↘
Kone Group	TIER 1	19	↗
Saint-Gobain	TIER 1	20	↗
E.ON	TIER 1	21	↗
EDF Group (Dalkia)	TIER 1	22	↔
Brambles (Chep)	TIER 1	23	↔
Kurita	TIER 1	24	↗
Kao Chemicals	TIER 1	24	↘
Urbaser	TIER 1	26	↘
ENGIE (ex GDF Suez)	TIER 1	27	↗
Kion Group (Linde MH, Still, Fenwick)	TIER 1	28	↗
Air Products and Chemicals	TIER 1	29	↗
Gualapack	TIER 1	30	↗
Crown Holdings (Signode Strapping)	TIER 1	31	↗
International Paper	TIER 1	32	↗
Borealis	TIER 1	33	↔
KLK (KLK Oleo, Kolb Distribution)	TIER 1	34	↗
BASF	TIER 1	35	↗
3M	TIER 1	36	↔
Dow Chemical	TIER 1	37	↔
Nitto	TIER 1	38	↗
Klabin	TIER 1	39	↘
Biffa Waste	TIER 1	40	↗
Holmen Skog	TIER 1	41	↗
Heinzel Group	TIER 1	42	↗
Orsted (ex Dong)	TIER 1	43	↗
Arauco	TIER 1	44	↔
ABB	TIER 1	45	↘

Company	Status (TIERS)	ESI ranking 2024	GAINS & LOSSES 24/23
Rexel	TIER 1	46	↗
Adapa (ex Schur Flexibles)	TIER 1	47	↘
Ence Celulosa	TIER 1	48	↔
Veolia	TIER 1	49	↗
DSV Panalpina	TIER 1	50	↗
DuPont Chemicals	TIER 1	51	↔
Prosegur (Security)	TIER 1	52	↗
Renewi Van Gansewinkel	TIER 1	53	↗
Sicpa	TIER 1	54	↔
Roquette	TIER 1	55	↗
Wacker	TIER 1	56	↔
RS Group	TIER 1	57	↘
Iberdrola	TIER 1	58	↘
Agrana	TIER 1	59	↗
Flint Group	TIER 1	60	↗
SSE	TIER 1	61	↘
Linde Gas (Aga Gas)	TIER 1	62	↘
Billerud	TIER 1	63	↘
Walki	TIER 1	64	↘
Imerys	TIER 1	65	↘
DIC (Sun Chemical)	TIER 1	66	↗
Toyota Material Handling Europe	TIER 1	67	↗
Amcor Flexibles	TIER 1	68	↗
Stena Metall (Recycling)	TIER 1	69	↘
Air Liquide	TIER 1	70	↗
Solenis	TIER 1	71	↗
Doneck	TIER 1	72	↗
Sakata INX	TIER 1	73	↗
Armando Alvarez Group (Aspla)	TIER 1	74	↘
Fedex	TIER 1	75	↗
Valmet Machines	TIER 1	76	↔
Repsol	TIER 1	77	↔
Statkraft	TIER 1	78	↘
DSM	TIER 1	79	↘
Rubix (Brammer)	TIER 1	80	↗
ADM (Chamtor)	TIER 1	81	↗
Eldorado	TIER 1	82	↗
DB Schenker Transport	TIER 1	83	↗
Celanese	TIER 2	84	↔
Norske Skog	TIER 2	85	↔
Leipa	TIER 2	86	↘
Vestas (Wind)	TIER 2	87	↘
RWE - Essent	TIER 2	88	↗
Manpower	TIER 2	89	↘
DS Smith	TIER 2	90	↘

Company	Status (TIERS)	ESI ranking 2024	GAINS & LOSSES 24/23
Sonoco (Skjern Paper)	TIER 2	91	↗
Paprec	TIER 2	92	↗
Tereos (Syrat)	TIER 2	93	↗
Tesa	TIER 2	94	↗
Altana (Actega Terra)	TIER 2	95	↘
Ingredion	TIER 2	96	↗
Kemira	TIER 2	97	↘
Jowat	TIER 2	98	↔
H.B. Fuller Adhesives	TIER 2	99	↗
Lintec	TIER 2	100	↗
Siemens	TIER 2	101	↔
Voith Group	TIER 2	102	↘
Mosca Strapping	TIER 2	103	↗
AFP Trioworld	TIER 2	104	↗
Jungheinrich Forklifts	TIER 2	105	↘
Bobst	TIER 2	106	↗
Sveaskog	TIER 2	107	↗
Randstad	TIER 2	108	↗
Mitsubishi Gas Chemical	TIER 2	109	↗
Kadant	TIER 2	110	↗
Avery Dennison Tapes	TIER 2	111	↘
Schoeller Allibert	TIER 2	112	↗
Bim Kemi	TIER 2	113	↘
LONGi (Solar)	TIER 2	114	↘
Intertape Polymer Tapes	TIER 2	115	↘
Cargill	TIER 2	116	↗
Stora Enso	TIER 2	117	↘
EV Cargo	TIER 2	118	↗
XPO Europe	TIER 2	119	↘
Eulen Group (Security)	TIER 2	120	↘
Andritz Group OEM	TIER 2	121	↘
ITW (Stokvis)	TIER 2	122	↔
DPDHL	TIER 2	123	↘
Model Papier	TIER 2	124	↘
Sherwin-Williams	TIER 2	125	↘
ProGroup Paper	TIER 2	126	↗
Norsk Gjenvinning	TIER 2	127	↗
BHS Corrugated	TIER 2	128	↔
Wagenborg	TIER 2	129	↔
Brenntag	TIER 2	130	↗
Allied Universal (Security)	TIER 2	131	↗
Ecobal (ex Nalco)	TIER 2	132	↘
UFF (Pallet One)	TIER 2	133	↔
ADT (Security)	TIER 2	134	↘
C H Robinson	TIER 2	135	↘
Securitas (Security)	TIER 2	136	↗
Sealed Air	TIER 2	137	↗
SITA (Suez Environment)	TIER 2	138	↘

Company	Status (TIERS)	ESI ranking 2024	GAINS & LOSSES 24/23
STthree	TIER 2	139	↗
Ragn Sells	TIER 2	140	↗
SHV Eriks	TIER 2	141	↘
EPG (Euro Pool System, La Palette Rouge)	TIER 2	142	↗
Rentokil	TIER 2	143	↘
Ammega Group (Megadyne, Jason Industrial)	TIER 2	144	↗
Quilosa Selena	TIER 2	145	↘
SHV Energy LNG	TIER 2	146	↘
NTG (Nordic Transport Group)	TIER 2	147	↘
Tate & Lyle	TIER 2	148	↘
Anticimex	TIER 2	149	↗
Adecco	TIER 2	150	↗
Hansa Meyer	TIER 2	151	↔
Siegwerk	TIER 2	152	↔
Orbis	TIER 2	153	↔
VOS Logistics	TIER 2	154	↗
CAT (Compagnie Affrètement et Transport)	TIER 2	155	↔
Lyckebj (Solam)	TIER 2	156	↗
Crespel & Deiters	TIER 2	157	↘
EccoFreight	TIER 2	158	↗
Sedaryl	TIER 2	159	↗
Recruit Holdings Start People	TIER 2	160	↘
Faber Group	TIER 2	161	↔
Gregory Distribution	TIER 2	162	↔
Huber Group	TIER 2	163	↔
Bnext (ex Beelen Groep)	TIER 2	164	↘
PGS	TIER 2	165	↔
Verbrugge Group	TIER 2	166	↔

The ESI Company Ranking per sector can be seen on the website: ecolibri.eco



Amsterdam, Paris
baulier@ecolibri.eco