

## Executive Summary

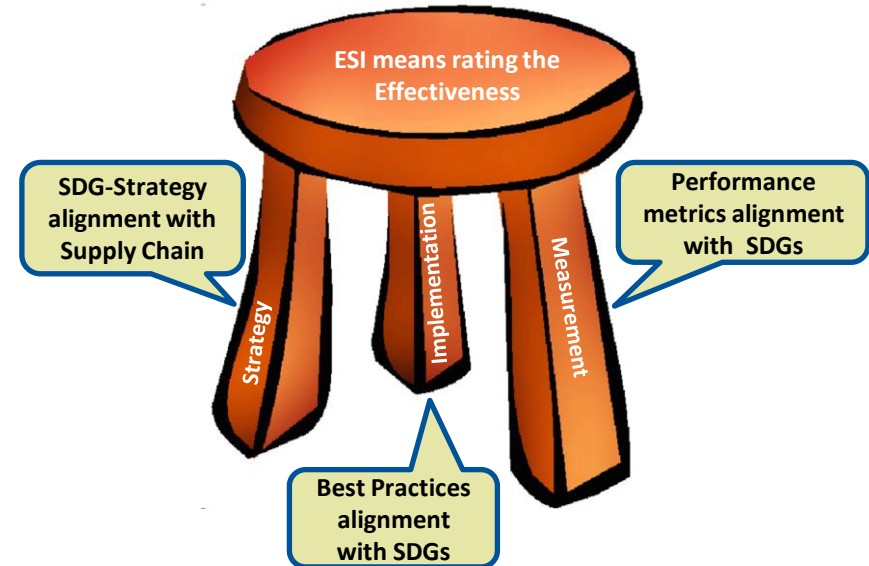
### Rating of the Sustainability Reports – Focus on ESI

- 187 companies out of a Library of 365 (51%) have been selected for an entry in the ECoLibri Sustainability Index. The **selection** is based on availability, transparency, relevancy, accuracy, ability to be validated, to be interoperable.
- 62% of the selection (116 companies) score an **ESI above 60%**. The rest is equally split and requires **short-term** or **immediate improvements**.
- 2 sectors, Energy and Paper & Packaging, record the **highest average ESI**. The sectors Pallets, Inks are lagging and Transport scores the lowest.
- Energy records also the **highest level of consensus on SDGs**. 2 sectors, Equipment Parts & Services and Staffing & Security, record the lowest level of strategic consensus.
- Paper & Packaging records also the **highest level of public disclosure of Best Practices**. 2 sectors, Pallets and Transport, record the lowest level in this area of the CSRD/ESRS.
- Paper & Packaging records the **highest level of data in performance measurement**. The sector Transport records the lowest level in this area of the CSRD/ESRS.
- We recommend the reading of the Key insights - ESI in ECoLibri's website at <https://ecolibri.eco/download-centre/>

## ECoLibri Sustainability Index (ESI)

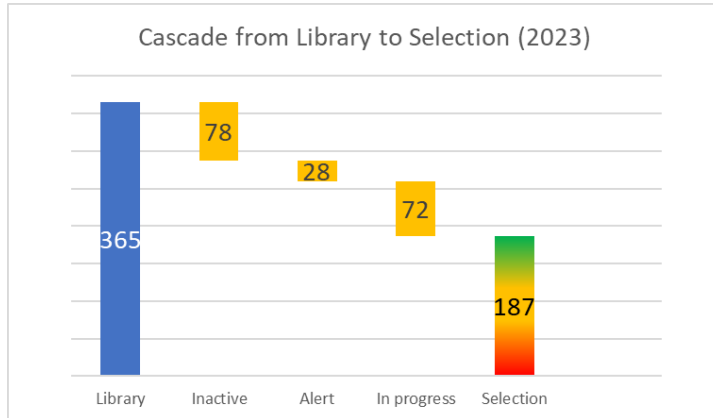
Structured Rating of a Company's Reporting with UNGC SDGs

Rating dependent upon 3 key pillars of CSRD



ESI = Strategy x Implementation x Measurement

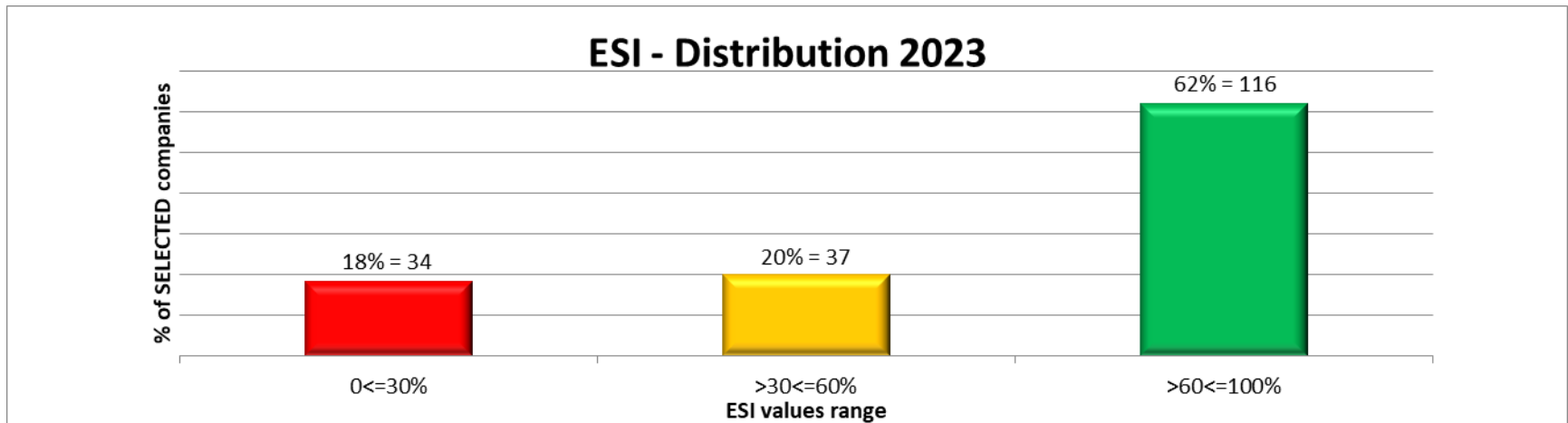
the following chart illustrates the range of ESI values from the **SELECTED** library companies.



**78 Inactive:** the company does not provide information on sustainability strategy, implementation and performance measurement on its website and in an annual report.

**28 Alert:** the company does not provide recent and up-to-date usable information with trends on its website and in an annual report.

**72 In progress:** ECoLibri is still collecting information in one of the 3 areas of strategy, implementation, performance measurement



See Key Insights per sector for details.

Sectors	Average ESI	Sector Ranking
Adhesives	77%	5
Chemicals & Industrial Gas	62%	8
Energy	88%	1
Equipment OEM	76%	6
Equipment Parts & Services	65%	7
Forestry	82%	3
Industrial Tapes	81%	4
Inks	45%	14
Pallets	49%	13
Paper & Packaging	88%	1
Plastic & Films, Strapping	55%	12
Staffing & Security	60%	10
Starch	59%	10
Transport	43%	15
Waste Recovery	61%	9

[See the detailed ESI Rankings per sector.](#)

Sectors	Average SDG STRATEGY	Sector Ranking
Adhesives	69%	2
Chemicals & Industrial Gas	58%	11
Energy	73%	1
Equipment OEM	61%	7
Equipment Parts & Services	55%	14
Forestry	66%	3
Industrial Tapes	66%	3
Inks	60%	8
Pallets	60%	8
Paper & Packaging	65%	5
Plastic & Films, Strapping	59%	10
Staffing & Security	55%	14
Starch	62%	6
Transport	57%	12
Waste Recovery	57%	12

[See the detailed ESI Rankings per sector.](#)

Sectors	Average IMPLEMENTATION	Sector Ranking
Adhesives	62%	8
Chemicals & Industrial Gas	63%	7
Energy	67%	2
Equipment OEM	62%	8
Equipment Parts & Services	62%	8
Forestry	66%	4
Industrial Tapes	67%	2
Inks	60%	12
<b>Pallets</b>	<b>58%</b>	<b>14</b>
<b>Paper &amp; Packaging</b>	<b>69%</b>	<b>1</b>
Plastic & Films, Strapping	60%	12
Staffing & Security	62%	8
Starch	65%	5
<b>Transport</b>	<b>58%</b>	<b>14</b>
Waste Recovery	65%	5

[See the detailed ESI Rankings per sector.](#)

Sectors	Average MEASUREMENT	Sector Ranking
Adhesives	70%	5
Chemicals & Industrial Gas	60%	9
Energy	75%	3
Equipment OEM	73%	4
Equipment Parts & Services	69%	7
Forestry	77%	2
Industrial Tapes	70%	5
Inks	47%	13
Pallets	45%	14
Paper & Packaging	85%	1
Plastic & Films, Strapping	55%	11
Staffing & Security	61%	8
Starch	52%	12
Transport	43%	15
Waste Recovery	60%	9

[See the detailed ESI Rankings per sector.](#)

	ESI-Overall	ESI-S	ESI-I	ESI-M
	2023	2023	2023	2023
Companies	Rank	Rank	Rank	Rank
Avery Dennison Adhesives	85	100	143	94
Bostik Arkema	4	23	19	4
EOC	36	47	54	85
Follmann	57	91	108	73
H.B. Fuller (Forbo)	139	29	94	151
Henkel Adhesives	16	62	2	46
Jowat	107	110	161	99
Quilosa Selena	141	42	178	135
Sun Chemical Sapici	95	76	128	109

	ESI-Overall	ESI-S	ESI-I	ESI-M
	2023	2023	2023	2023
Companies	Rank	Rank	Rank	Rank
Air Liquide	64	5	43	71
Air Products and chemicals	21	69	30	163
Anticimex	168	159	181	92
BASF	74	117	63	37
Bim Kemi	98	153	38	174
Blackburn	181	185	183	145
Brenntag	136	73	132	61
Buckman	59	77	114	186
Calcinor	186	176	185	16
DSM	97	152	26	35
Ecolab (ex Nalco)	56	116	17	107
Ercros	105	130	85	52
Imerys	35	90	61	20
Kao Chemicals	28	2	51	38
Kemira (ex Eka Chemicals)	127	171	119	72
KLK (KLK Oleo, Kolb Distribution)	39	58	67	167
Kuraray	152	78	82	64
Kurita (ex BK Giulini)	42	17	78	83
Linde Gas (Aga Gas)	108	154	99	39
Mitsubishi Gas Chemical	5	1	28	32
Nouryon (ex Akzo)	54	56	104	172
Omya	172	97	146	140
Rentokil	131	125	75	170
Safic-Alcan	174	160	176	142
SHV Energy	155	179	106	77
Solenis (Ashland Hercules)	87	148	27	154
Wibax	143	60	133	155



	ESI-Overall	ESI-S	ESI-I	ESI-M
	2023	2023	2023	2023
Companies	Rank	Rank	Rank	Rank
E.ON	26	57	46	68
EDF Group (Dalkia)	32	15	57	23
Edison Energia	17	34	34	66
ENGIE (ex GDF Suez)	53	8	59	87
Iberdrola	22	80	36	50
Orsted (ex Dong)	23	4	42	62
RWE - Essent	112	126	50	124
SSE	73	114	109	56
Statkraft	76	118	110	76
Sunpine	130	41	167	134
Vattenfall	8	21	32	41

	ESI-Overall	ESI-S	ESI-I	ESI-M
	2023	2023	2023	2023
Companies	Rank	Rank	Rank	Rank
Andritz Group	68	44	136	51
BHS Corrugated	187	178	187	187
Bobst	119	82	139	129
Crown Holdings (Signode) Equipment	47	26	88	67
Jungheinrich	123	167	95	97
Kion Group	25	71	45	49
Kone Group	19	79	25	30
LONGi (Solar)	60	3	117	22
Mosca Machines	99	123	149	81
Toyota Material Handling Europe	51	81	47	90
Valmet Machines	84	145	49	57
Vestas (Wind)	109	147	130	84
Voith	18	89	16	13

## Key Insights - ESI

## Equipment Parts & Services

	ESI-Overall	ESI-S	ESI-I	ESI-M
	2023	2023	2023	2023
Companies	Rank	Rank	Rank	Rank
ABB	40	6	71	9
Ammega Group	166	172	165	162
Kadant	124	112	174	120
Mosca Parts	100	124	150	82
Rexel	83	122	73	93
RS Group	72	133	37	36
Rubix (Brammer)	120	135	131	119
SHV Eriks	163	186	142	133
SKF	24	36	44	47

	ESI-Overall	ESI-S	ESI-I	ESI-M
	2023	2023	2023	2023
Companies	Rank	Rank	Rank	Rank
Billerud Forestry	81	143	10	7
Eldorado	86	101	147	95
Holmen Skog	65	59	55	102
SCA Forest	1	11	13	2
Suzano	14	46	6	43
Sveaskog	132	102	168	136

	ESI-Overall	ESI-S	ESI-I	ESI-M
	2023	2023	2023	2023
Companies	Rank	Rank	Rank	Rank
Avery Dennison Tapes	113	134	144	96
H.B. Fuller (ACS)	140	61	96	152
Henkel Tapes	15	55	1	45
Intertape Polymer Tapes	45	92	84	33
Lintec	101	33	118	112
Nitto	52	107	41	86
Saint-Gobain	7	13	4	40
Tesa	77	99	18	114

	ESI-Overall	ESI-S	ESI-I	ESI-M
	2023	2023	2023	2023
Companies	Rank	Rank	Rank	Rank
Altana (Actega Terra)	111	161	80	18
Chespa Inks	182	169	157	182
Doneck	156	9	173	164
Flint Group	114	109	138	122
Huber Group	173	70	156	175
Kao (Chimigraf)	29	12	52	21
Sakata INX	134	51	120	144
Sherwin-Williams	122	162	77	108
Siegwerk	177	155	169	179
Sun Chemical Flexo	96	93	129	110

	ESI-Overall	ESI-S	ESI-I	ESI-M
	2023	2023	2023	2023
Companies	Rank	Rank	Rank	Rank
Brambles (Chep)	33	28	58	24
DB Schenker Pallets	88	66	92	113
EPG (Euro Pool System, La Palette Rouge)	150	104	100	159
Faber Group	167	94	179	168
PGS	179	177	180	181
Schoeller Allibert	116	111	140	125

	ESI-Overall	ESI-S	ESI-I	ESI-M
	2023	2023	2023	2023
Companies	Rank	Rank	Rank	Rank
Billerud	75	138	9	6
DS Smith	110	165	11	17
Heinzel Group	41	84	76	53
International Paper	55	22	72	88
Klabin	31	10	56	10
Leipa	50	95	91	34
Mayr-Melnhof (FS Karton)	9	48	33	11
Metsa Board	38	63	66	29
Model Papier	63	85	124	74
Mondi Group	11	74	5	12
ProGroup Paper	145	131	125	148
Reno De Medici	6	25	22	5
SAICA	20	83	8	60
Sappi	10	53	15	27
SCA Container Board	2	14	14	3
Smurfit Kappa	3	32	3	1
Sonoco (Skjern Paper)	79	87	102	106
Stora Enso	128	181	12	19
VPK	13	54	24	28
Walki	80	127	79	15



	ESI-Overall	ESI-S	ESI-I	ESI-M
	2023	2023	2023	2023
Companies	Rank	Rank	Rank	Rank
Adapa (ex Schur Flexibles)	58	19	113	44
AFP Trioworld	135	103	116	146
Amcor Flexibles	82	144	20	75
Armando Alvarez Group (Aspla)	62	24	123	48
Berry Global (BPI)	121	174	39	8
Crown Holdings (Signode) Plastic	46	20	87	65
Cyklop	184	170	184	184
Ergis	175	68	170	177
Gualapack	66	75	62	104
Intertape Polymer Plastic	44	64	83	31
KullaPlast	178	168	171	180
Mondi Group (Styria)	27	98	7	14
Mosca Strapping	94	119	148	80
Sealed Air	138	136	105	141
Teufelberger Group (Marflex Maillis)	176	105	177	178
Winpak	170	113	182	169

	ESI-Overall	ESI-S	ESI-I	ESI-M
	2023	2023	2023	2023
Companies	Rank	Rank	Rank	Rank
Adecco	142	45	121	153
ADT	93	115	155	58
Allied Universal	159	182	152	138
Eulen Group	49	39	90	70
Eulen Group (Staffing Flexiplan)	48	38	89	69
Manpower	91	146	74	78
Prosegur	43	37	29	89
Randstad	133	164	141	121
Recruit Holdings Start People	148	163	163	132
Securitas	144	142	97	147
SThree	151	137	145	149

	ESI-Overall	ESI-S	ESI-I	ESI-M
	2023	2023	2023	2023
Companies	Rank	Rank	Rank	Rank
ADM (ex Chamtor)	90	96	21	123
Agrana	37	16	65	63
Cargill	126	50	103	139
Crespel & Deiters	160	157	164	157
Ingredion	102	27	31	128
Lyckeby (Solam)	149	43	111	158
Roquette	67	86	68	105
Sedamyl	157	132	126	165
Tate & Lyle	125	150	86	127
Tereos (Syril ex Amylum)	117	140	69	126

	ESI-Overall	ESI-S	ESI-I	ESI-M
	2023	2023	2023	2023
Companies	Rank	Rank	Rank	Rank
C H Robinson	115	40	166	116
CAT (Compagnie Affrètement et Transport)	169	67	135	171
DB Schenker Transport	89	88	93	115
DPDHL	118	149	81	118
DSV Panalpina	71	65	115	91
EccoFreight	153	7	122	166
EV Cargo	147	52	151	155
Fedex	78	49	101	103
Gregory Distribution	171	121	64	176
Hansa Meyer	180	187	154	173
NTG (Nordic Transport Group)	161	183	112	143
Verbrugge Group	185	151	186	185
VOS Logistics	158	166	127	156
Wagenborg	129	120	159	130
XPO	103	108	172	59

	ESI-Overall	ESI-S	ESI-I	ESI-M
	2023	2023	2023	2023
Companies	Rank	Rank	Rank	Rank
Biffa Waste	12	35	23	42
Bnext (ex Beelen Groep)	164	158	153	160
Norsk Gjenvinning	162	180	107	150
Paprec	146	156	134	137
Ragn Sells	165	175	70	161
Renewi Van Gansewinkel	104	129	40	117
SITA (Suez Environment)	137	141	162	131
Stena Recycling	30	30	53	25
Urbaser	34	31	60	26
Veolia	61	18	35	101